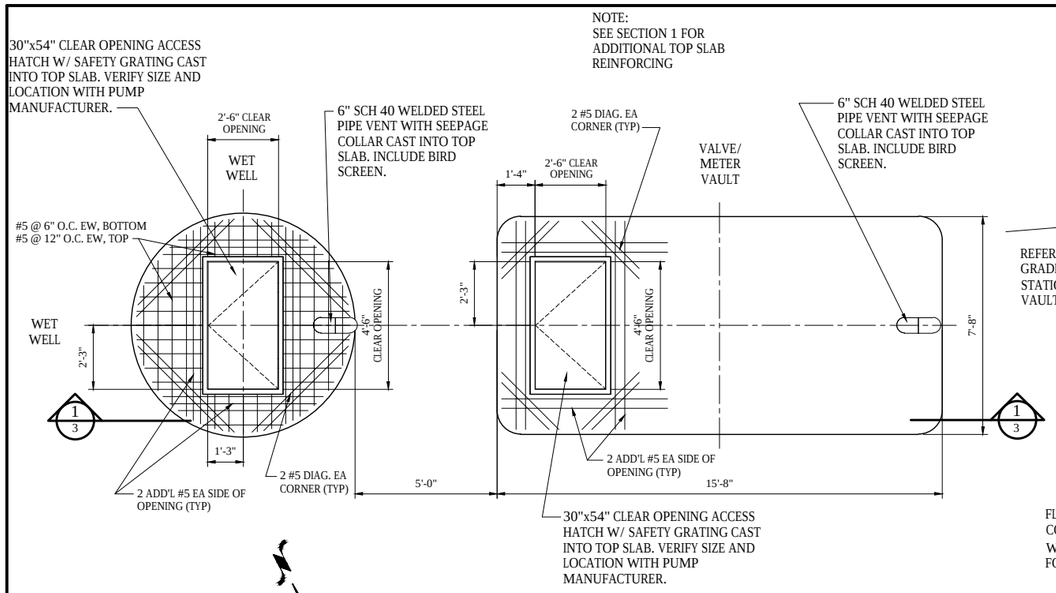

TOP PLAN - LIFT STATION 1 AND VALVE/METER VAULT MH 9

SCALE: 3/8"=1'-0"

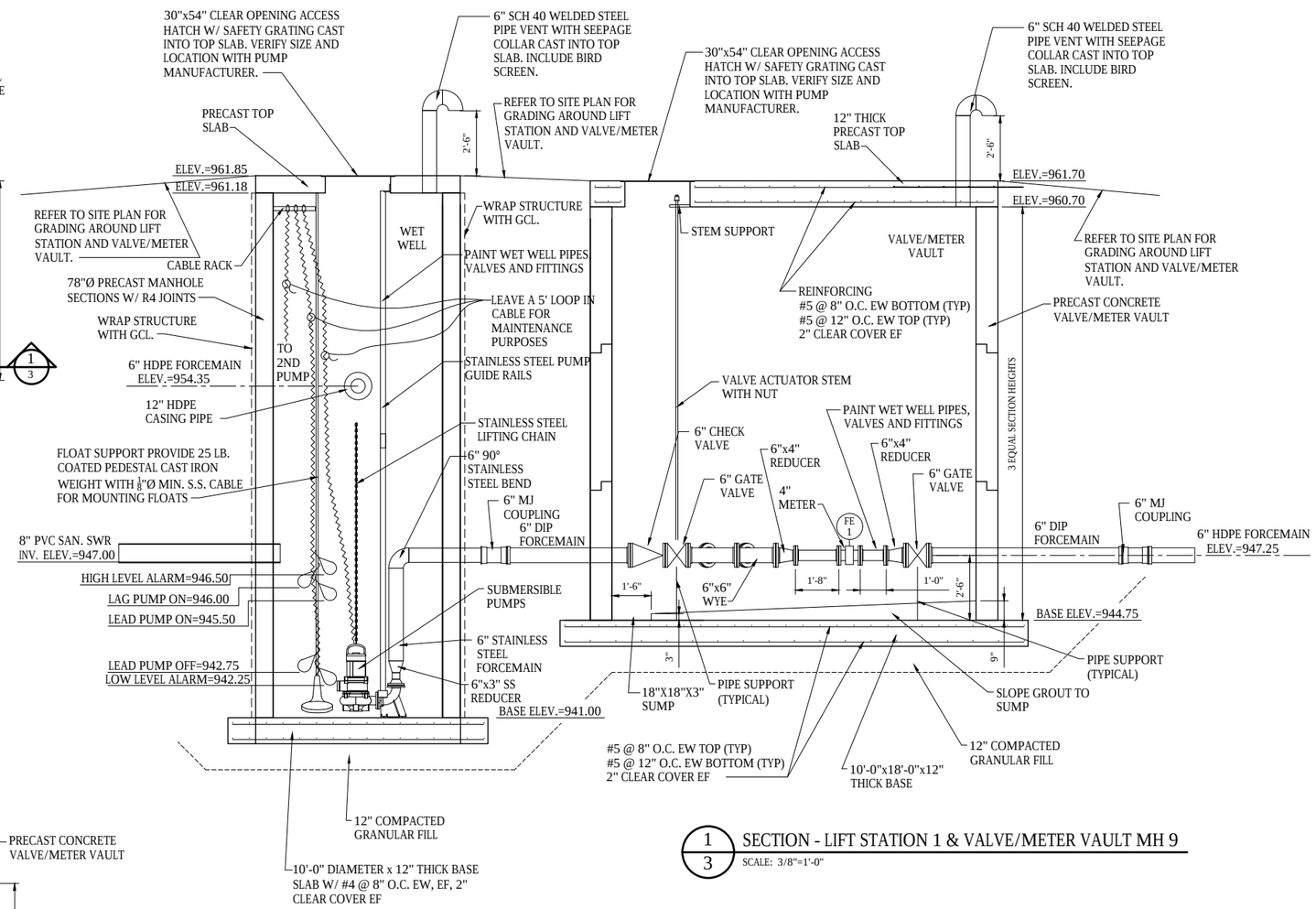

1/3 SECTION - LIFT STATION 1 & VALVE/METER VAULT MH 9

SCALE: 3/8"=1'-0"

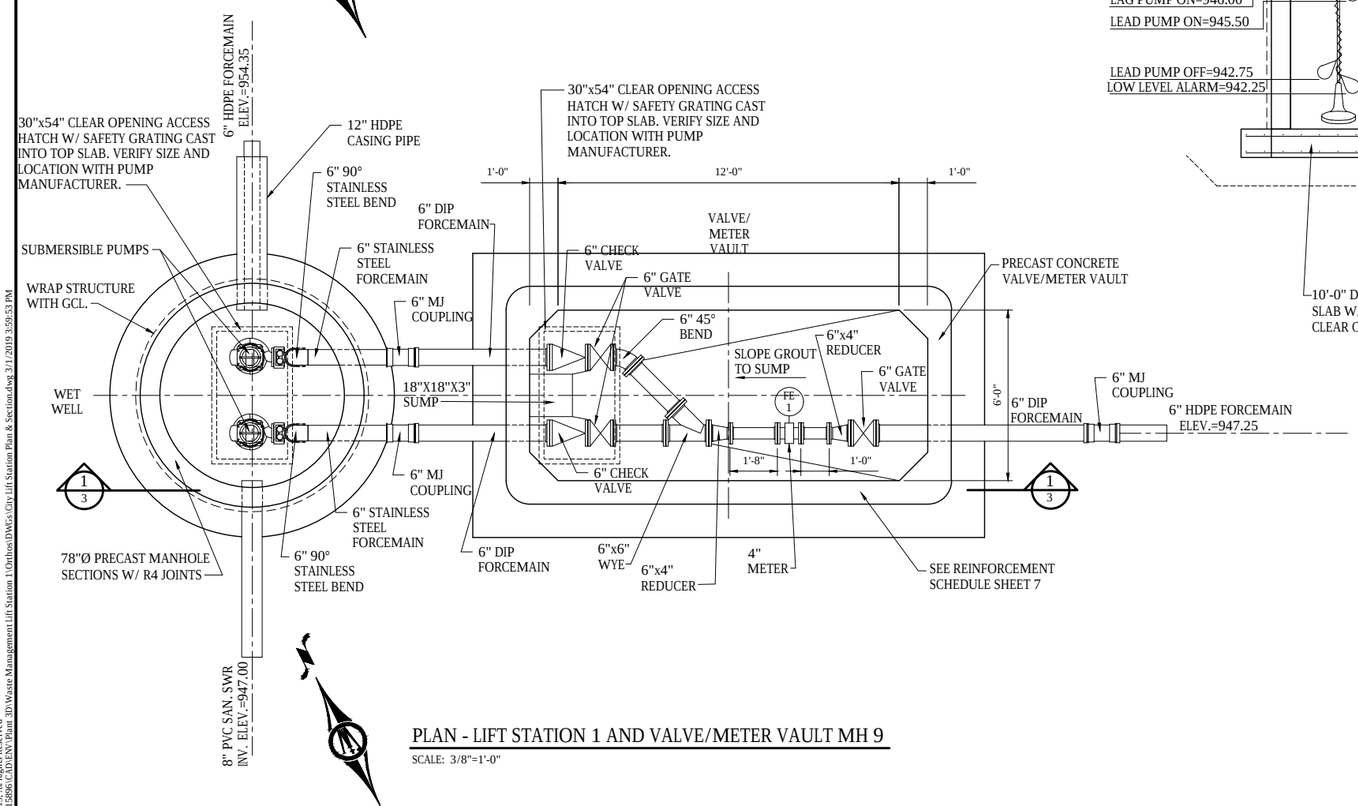

PLAN - LIFT STATION 1 AND VALVE/METER VAULT MH 9

SCALE: 3/8"=1'-0"

NOTE: PIPING ROTATED FOR CLARITY
SEE PLAN FOR ORIENTATION.

NOTES:

1. ALL INTERIOR PIPING IN WET WELL SHALL BE STAINLESS STEEL AS SHOWN.
2. ALL INTERIOR PIPING IN VALVE/METER VAULT SHALL BE FLANGED FITTINGS AS SHOWN.
3. ALL EXTERIOR PIPING SHALL BE MECHANICAL JOINT WITH MEGALUG RESTRAINT JOINTS.
4. FLEXIBLE WATERTIGHT SEAL TO BE PROVIDED AT ALL PIPE PENETRATIONS AT VALVE VAULT AND LIFT STATION. FLEXIBLE WATERTIGHT SEAL TO BE APPROVED BY ENGINEER.
5. CONTRACTOR SHALL VERIFY EXISTING FORCEMAIN ELEVATION.

CONTRACTOR: Minger Construction

RECORD PLAN

ZGN 12-22-2020

0 1 2 3 4 6 8
Graphic Scale for 3/8"=1'-0"

I HEREBY CERTIFY THAT THIS PLAN, SPECIFICATION, OR REPORT WAS PREPARED BY ME OR UNDER MY DIRECT SUPERVISION AND THAT I AM A DULY LICENSED PROFESSIONAL ENGINEER UNDER THE LAWS OF THE STATE OF MINNESOTA.

SIGNATURE: Tejpal S. Bala TYPED OR PRINTED NAME: Tejpal Singh Bala
DATE 03/01/2019 LIC. NO. 49574

BOLTON & MENK

7533 SUNWOOD DR NW, SUITE 206
RAMSEY, MINNESOTA 55303
Phone: (763) 433-2851
Email: Ramsey@bolton-menk.com
www.bolton-menk.com

DESIGNED	TSB
DRAWN	TMJ
CHECKED	TSB
CLIENT PROJ. NO.	R16.115896

NO.	REVISION	DATE

ELK RIVER LANDFILL INC.
WASTE WATER FORCEMAIN
LIFT STATION 1 PLAN & SECTION

SHEET 3 OF 46

©Bolton & Menk, Inc. 2019, All Rights Reserved
H:\WSTEMAN_PROJ\R16115896\CAD\ENV\Plant 3D\Waste Management Lift Station 1\Ortho\DWGs\City Lift Station Plan & Section.dwg 3/1/2019 3:59:53 PM