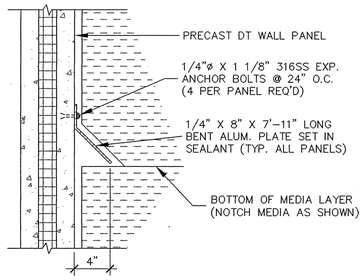

TRICKLING FILTER WALL DEFLECTION PLATE DETAIL (19 / S14)

Scale: 1 1/2" = 1'-0"

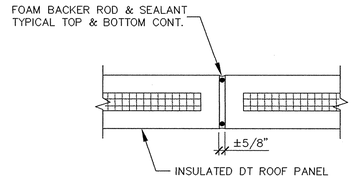

DT ROOF JOINT

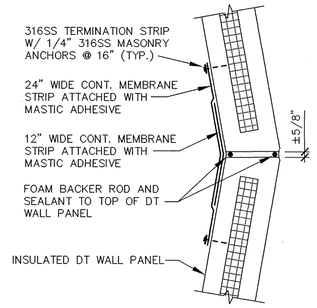

DT WALL JOINT

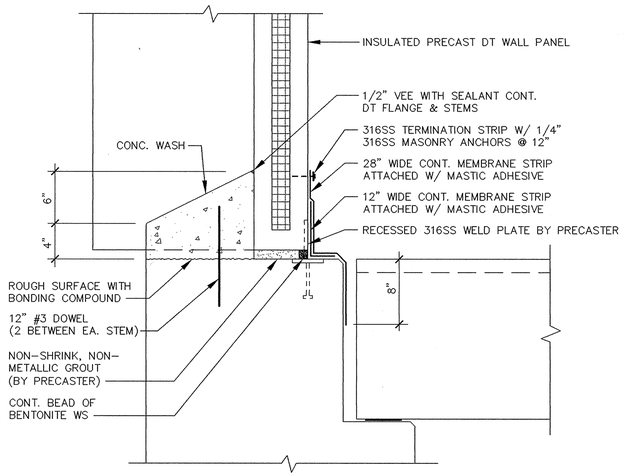

DT/FOUNDATION JOINT

NOTE:
MEMBRANE WATERPROOFING STRIP TO TERMINATE 24" ABOVE MEDIA.

LAP VERTICAL JOINT WATERPROOFING OVER FOUNDATION WATERPROOFING.

TYPICAL TRICKLING FILTER JOINT WATERPROOFING DETAILS (20 / S14)

Scale: 1 1/2" = 1'-0"

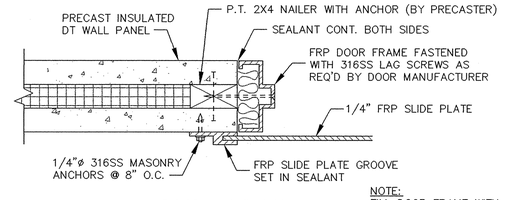

DOOR JAMB DETAIL

NOTE:
FILL DOOR FRAME WITH BATT INSULATION CONT.

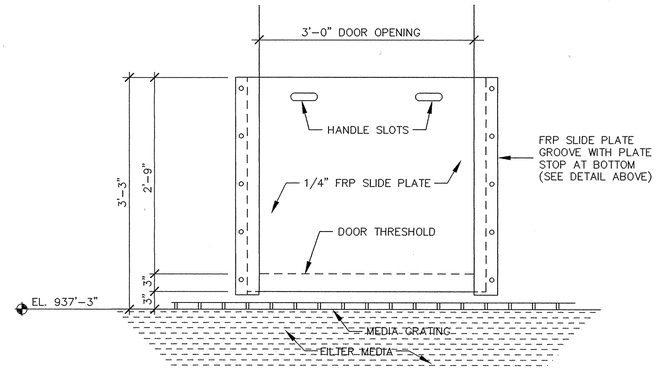

SLIDE PLATE DETAIL

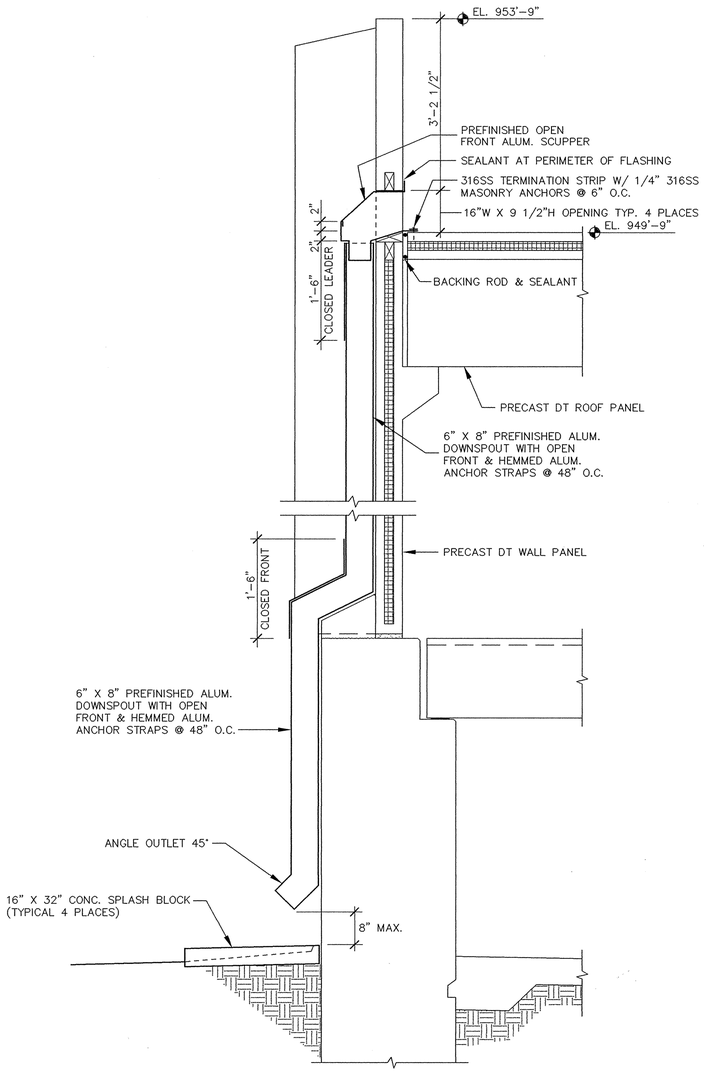

TYPICAL TRICKLING FILTER ROOF DRAIN DETAIL (21 / S14)

Scale: 3/4" = 1'-0"

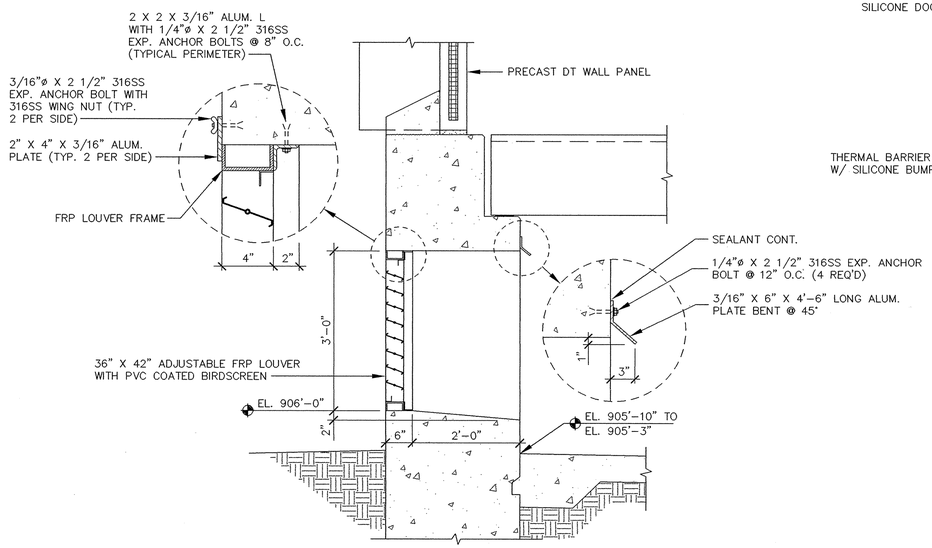

TYPICAL TRICKLING FILTER AIR VENT DETAIL (22 / S14)

Scale: 3/4" = 1'-0"

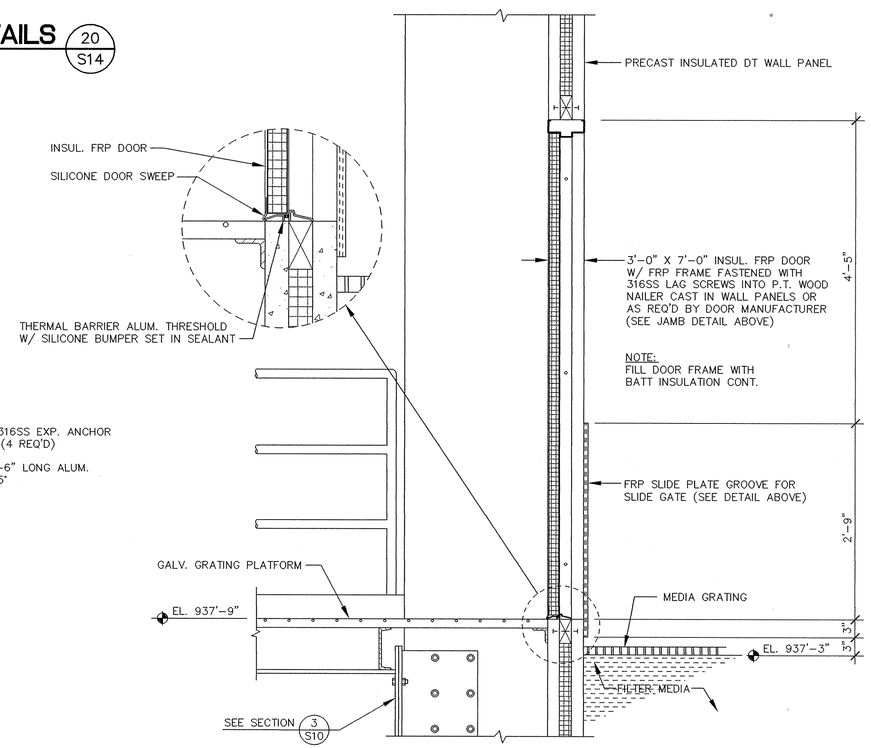

TRICKLING FILTER DOOR SECTION (23 / S14)

Scale: 1" = 1'-0"

I HEREBY CERTIFY THAT THIS PLAN, SPECIFICATION, OR REPORT WAS PREPARED BY ME OR UNDER MY DIRECT SUPERVISION AND THAT I AM A DULY REGISTERED PROFESSIONAL ENGINEER UNDER THE LAWS OF THE STATE OF MINNESOTA.

DATE 11/17/95 REG.NO. 22222

MSA CONSULTING ENGINEERS

1326 ENERGY PARK DRIVE
ST. PAUL, MINNESOTA 55108
(612) 644-4389

9800 SHELARD PARKWAY
MINNEAPOLIS, MINNESOTA 55441
(612) 546-0432

REVISIONS	DATE	DESCRIPTION

DESIGNED GG
CHECKED LJL
DRAWN GG
GRAPHIC SCALE
0 HORIZ. 1.00
0 VERT. 1.00

CITY OF ELK RIVER
WASTEWATER TREATMENT FACILITY UPGRADE
TRICKLING FILTER
DETAILS

S14

DATE OCT. 1995 | SHEET 34 OF 112 SHEETS | PROJECT NO. 230-151

ER151-30

Thu Oct 26 13:23:11 1995