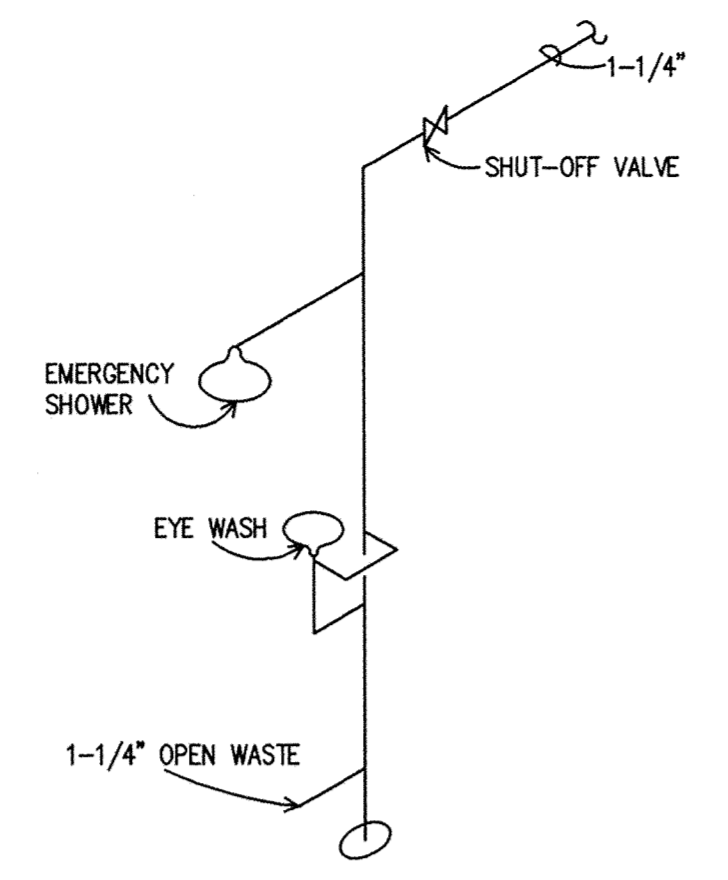
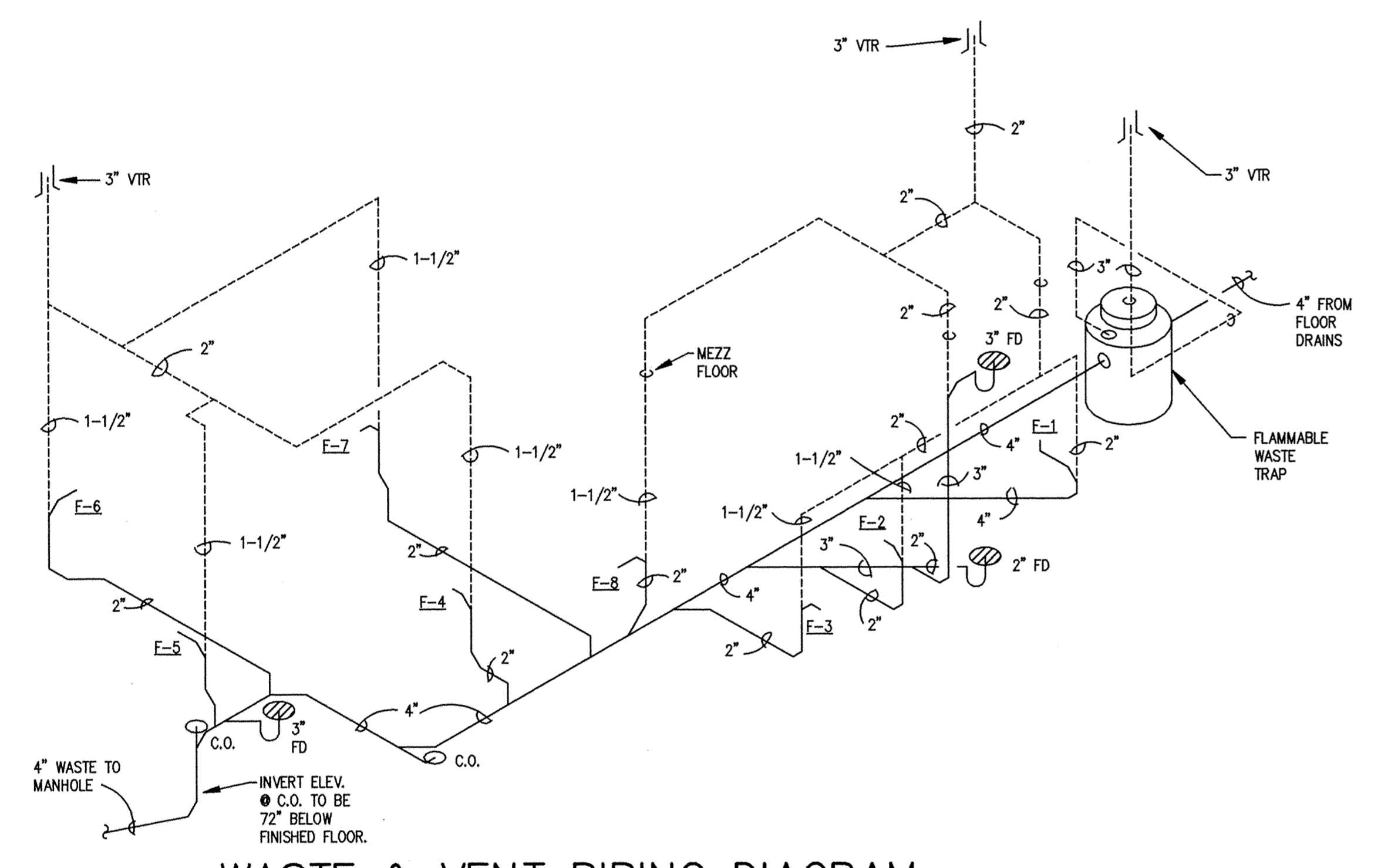


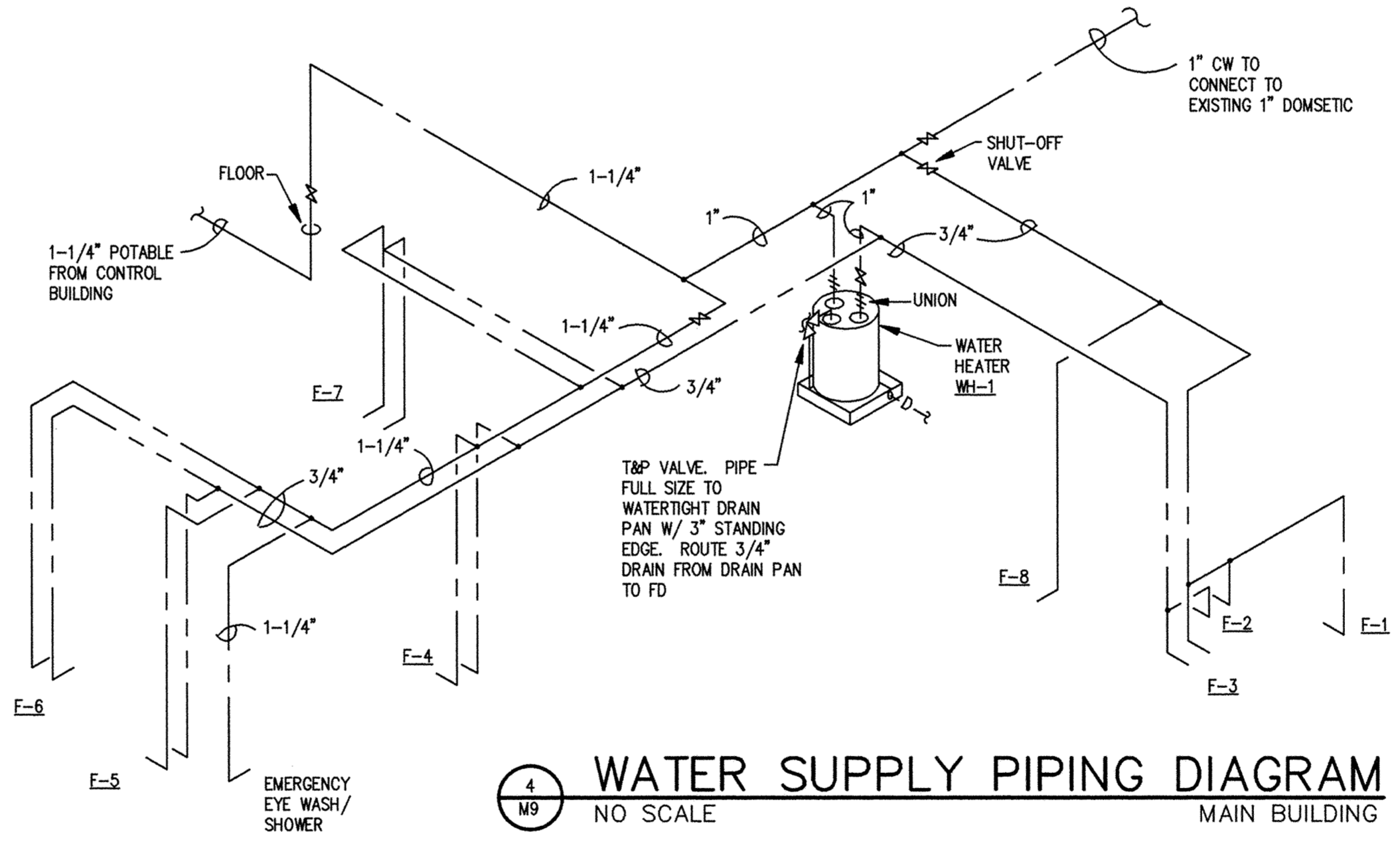
1  
M9  
**EXISTING HWS, HWR & NP PIPING MODIFICATIONS**  
NO SCALE MAIN BUILDING



2  
M9  
**EMERGENCY SHOWER DETAIL**  
NO SCALE



3  
M9  
**WASTE & VENT PIPING DIAGRAM**  
NO SCALE MAIN BUILDING



4  
M9  
**WATER SUPPLY PIPING DIAGRAM**  
NO SCALE MAIN BUILDING

PLUMBING FIXTURE PIPING						
NO.	TYPE	PIPE SIZE (INCHES)				REMARKS
		W.	V.	C.W.	H.W.	
F-1	WATER CLOSET	4	2	1/2	-	
F-2	LAVATORY	1-1/2	1-1/2	1/2	1/2	
F-3	SINK	1-1/2	1-1/2	1/2	1/2	
F-4	SINK	1-1/2	1-1/2	1/2	1/2	
F-5	SINK	1-1/2	1-1/2	1/2	1/2	
F-6	SINK	1-1/2	1-1/2	1/2	1/2	
F-7	CUP SINK	1-1/2	1-1/2	1/2	1/2	
F-8	DRINKING FOUNTAIN	1-1/2	1-1/2	1/2	-	

This drawing was prepared by:  
Wentz Associates, Inc.  
7300 France Avenue South  
Suite 330  
Minneapolis, MN 55435  
Telephone: (612) 831-1180  
Fax: (612) 831-2179

I HEREBY CERTIFY THAT THIS PLAN, SPECIFICATION, OR REPORT WAS PREPARED BY ME OR UNDER MY DIRECT SUPERVISION AND THAT I AM A DULY REGISTERED PROFESSIONAL ENGINEER UNDER THE LAWS OF THE STATE OF MINNESOTA.  
*Thomas A. Wentz*  
DATE 09 OCT 95 REG. NO. 18609



1326 ENERGY PARK DRIVE  
ST. PAUL, MINNESOTA 55108  
(612) 644-4389  
  
9800 SHELARD PARKWAY  
MINNEAPOLIS, MINNESOTA 55441  
(612) 546-0432

DATE	DESCRIPTION	DESIGNED	TAW
		CHECKED	TAW
		DRAWN	SRS
		GRAPHIC SCALE	
		0 HORIZ.	
		0 VERT.	

**CITY OF ELK RIVER**  
WASTEWATER TREATMENT FACILITIES  
MAIN BUILDING PIPING DIAGRAMS

DATE OCT 1995 SHEET M9 OF M11 SHEETS PROJECT NO. 230-151

M9