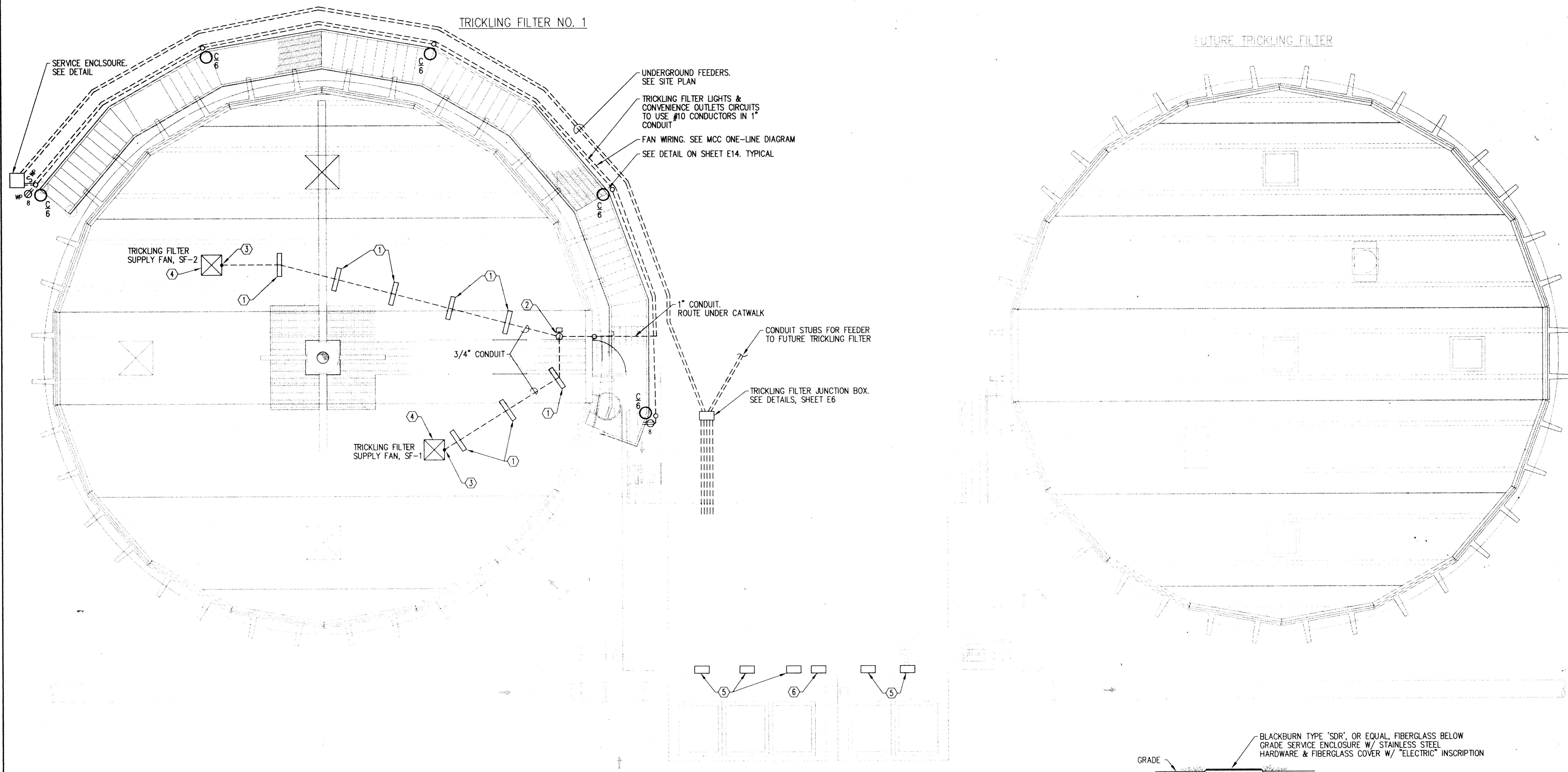


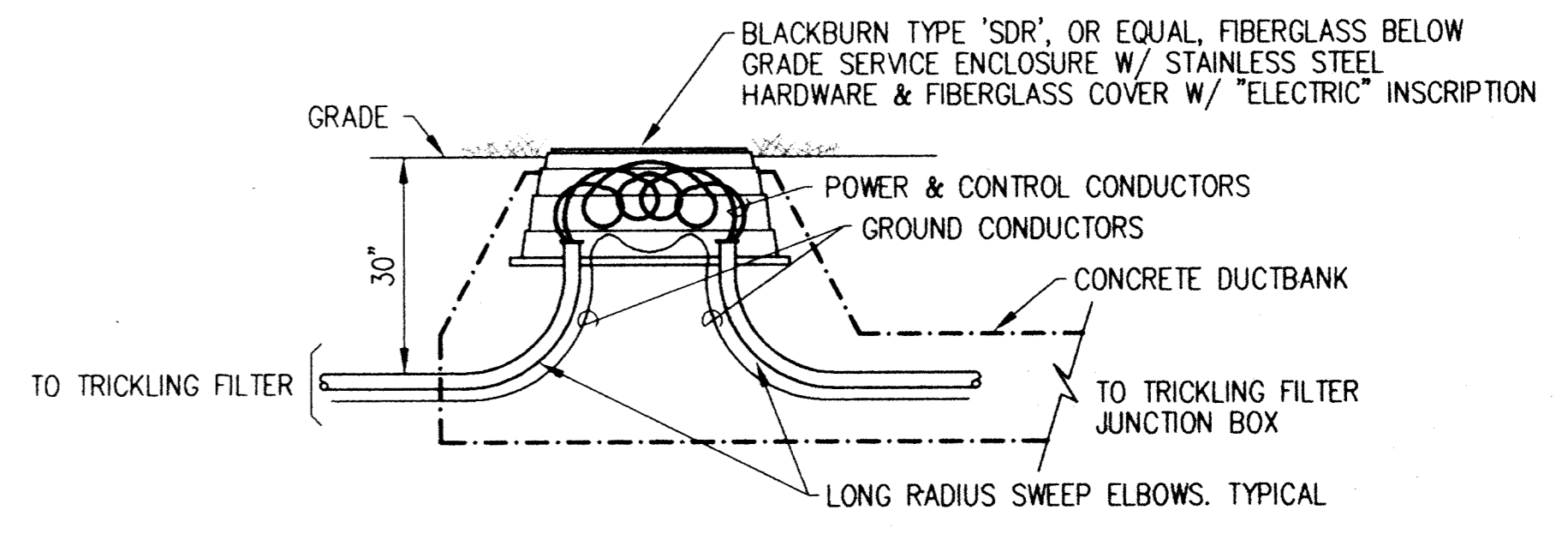
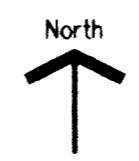
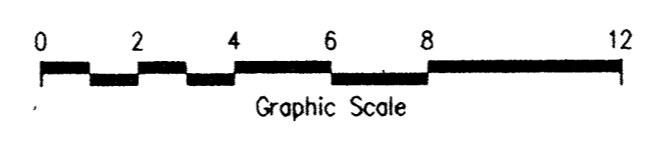
KAI#92361AB--SHEET E4--PS. 25=12



NUMBERED NOTES

- ① 4"x4" REDWOOD SLEEPERS FOR CONDUIT. COORDINATE ROUTE & LOCATION. 5' SPACING MAXIMUM
- ② CAST JUNCTION BOX
- ③ LIQUID-TIGHT FLEXIBLE METALLIC CONDUIT W/ GROUNDING FITTINGS
- ④ TRICKLING FILTER SUPPLY FAN. INSTALLED BY MECH. CONTR. MAKE CONNECTIONS.
- ⑤ TRICKLING FILTER PUMP STATION JUNCTION BOX. SEE DETAIL, SHEET E6
- ⑥ TRICKLING FILTER PUMP STATION CONTROL JUNCTION BOX. SEE DETAIL, SHEET E6

TRICKLING FILTER ELECTRICAL PLAN
SCALE: 1/4" = 1'-0" TYPICAL



SERVICE ENCLOSURE DETAIL - ELEVATION
NO SCALE

This drawing was prepared by:
Kaeding & Associates, Inc.
7300 France Avenue South
Suite 330
Minneapolis, MN 55435
Telephone: (612) 831-0317
Fax: (612) 831-2779

I HEREBY CERTIFY THAT THIS PLAN, SPECIFICATION, OR REPORT WAS PREPARED BY ME OR UNDER MY DIRECT SUPERVISION AND THAT I AM A FULLY REGISTERED PROFESSIONAL ENGINEER UNDER THE LAWS OF THE STATE OF MINNESOTA.
[Signature]
DATE: 11/1/94 REG. NO. 9955



1326 ENERGY PARK DRIVE
ST. PAUL, MINNESOTA 55108
(612) 644-4389

9800 SHELARD PARKWAY
MINNEAPOLIS, MINNESOTA 55441
(612) 546-0432

DATE	DESCRIPTION	DESIGNED	PFK
		CHECKED	PFK
		DRAWN	DTB
		GRAPHIC SCALE	
		0 HORIZ.	
		0 VERT.	

CITY OF ELK RIVER		E4
WASTEWATER TREATMENT FACILITIES		
TRICKLING FILTER ELECTRICAL PLAN		
DATE <u>DEC 1993</u>	SHEET <u>31</u> OF <u>41</u> SHEETS	PROJECT NO. <u>230-151</u>

B: 92361AB Mon Feb 22 05:44:08 1994