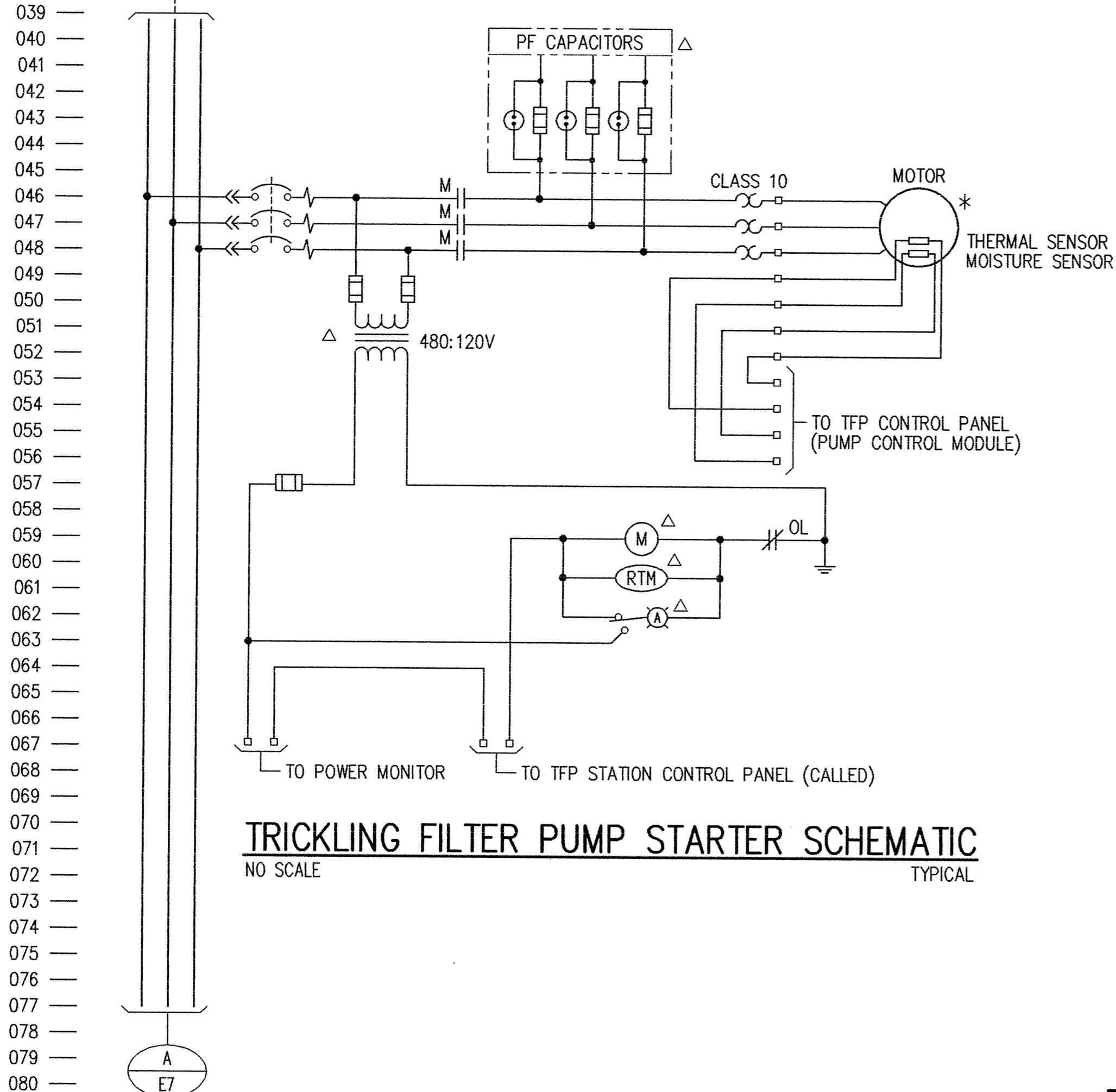
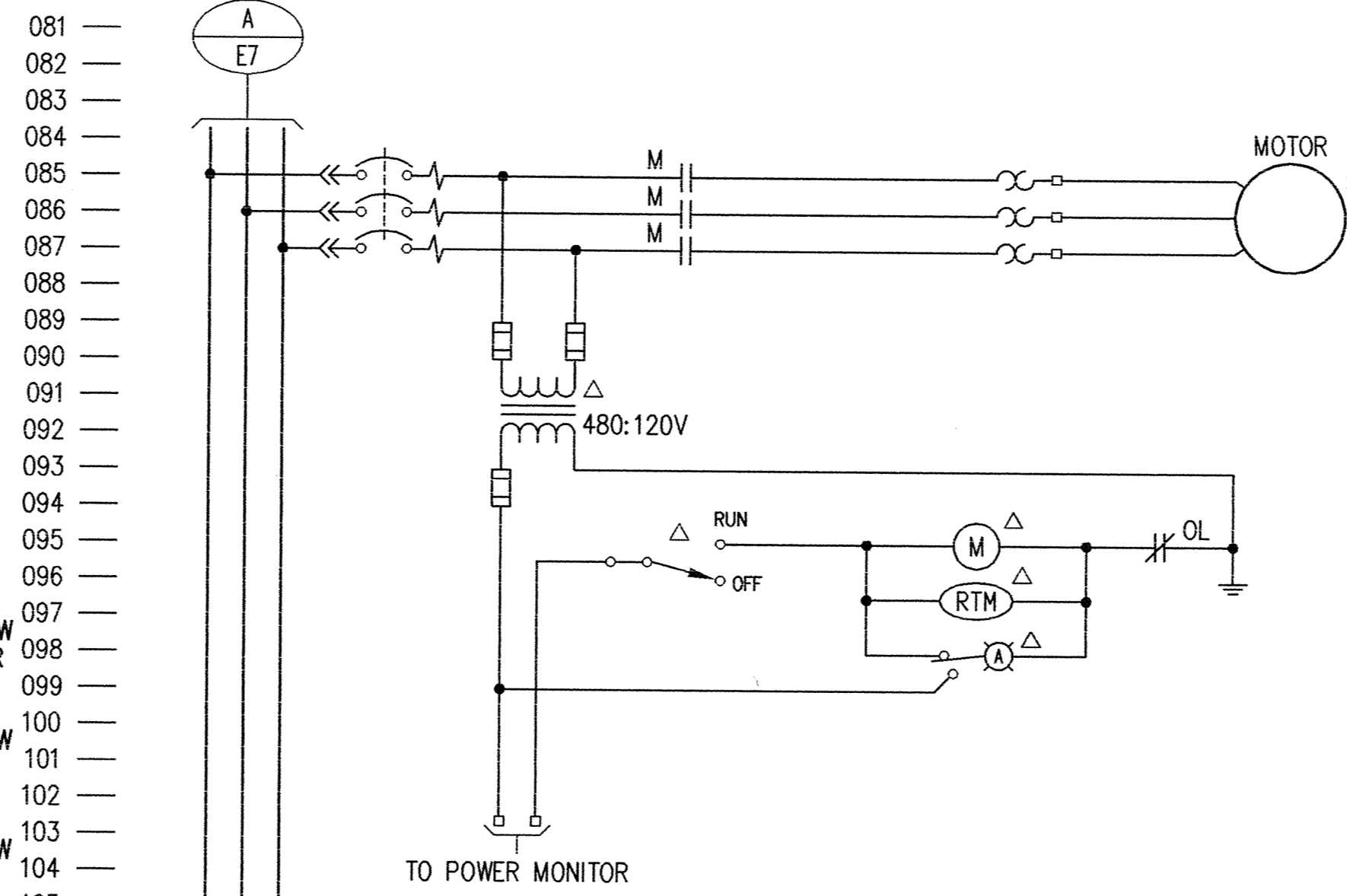


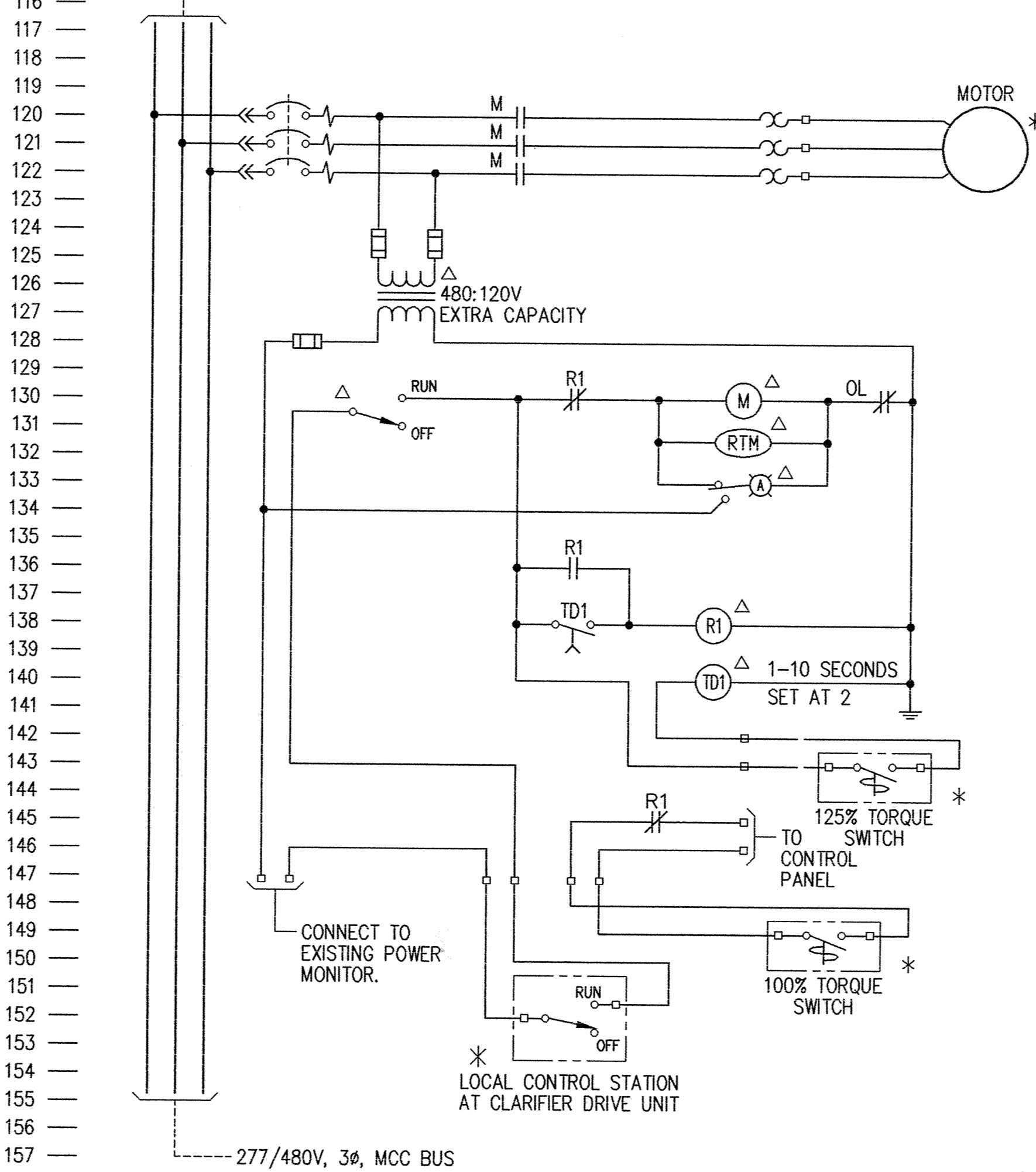
EXISTING POWER MONITOR SCHEMATIC
NO SCALE



TRICKLING FILTER PUMP STARTER SCHEMATIC
NO SCALE TYPICAL



TRICKLING FILTER FAN SCHEMATIC
NO SCALE



CLARIFIER DRIVE SCHEMATIC
NO SCALE

061 —
062 —
063 —
064 —
065 —
066 —
067 —
068 —
069 —
070 —
071 —
072 —
073 —
074 —
075 —
076 —
077 —
078 —
079 —
080 —
081 —
082 —
083 —
084 —
085 —
086 —
087 —
088 —
089 —
090 —
091 —
092 —
093 —
094 —
095 —
096 —
097 —
098 —
099 —
100 —
101 —
102 —
103 —
104 —
105 —
106 —
107 —
108 —
109 —
110 —
111 —
112 —
113 —
114 —
115 —
116 —
117 —
118 —
119 —
120 —
121 —
122 —
123 —
124 —
125 —
126 —
127 —
128 —
129 —
130 —
131 —
132 —
133 —
134 —
135 —
136 —
137 —
138 —
139 —
140 —

LEGEND	
SYMBOL	DESCRIPTION
△	MOTOR CONTROL CENTER MOUNTED
*	FIELD MOUNTED
◇	CONTROL PANEL MOUNTED

This drawing was prepared by:
Kaeding & Associates, Inc.
7300 France Avenue South
Suite 300
Minneapolis, MN 55435
Telephone: (612) 831-0377
Fax: (612) 831-2179

I HEREBY CERTIFY THAT THIS PLAN, SPECIFICATION, OR REPORT WAS PREPARED BY ME OR UNDER MY DIRECT SUPERVISION AND THAT I AM A DULY REGISTERED PROFESSIONAL ENGINEER UNDER THE LAWS OF THE STATE OF MINNESOTA.
[Signature]
DATE 06 OCT 95 REG. NO. 9955



1326 ENERGY PARK DRIVE
ST. PAUL, MINNESOTA 55108
(612) 644-4389

5075 WAYZATA BLVD. SUITE 225
MINNEAPOLIS, MINNESOTA 55441
(612) 546-0432

DATE	DESCRIPTION	DESIGNED	PKK
		CHECKED	PKK
		DRAWN	JGB/CPM
		GRAPHIC SCALE	
		0 HORIZ.	
		0 VERT.	

CITY OF ELK RIVER
WASTEWATER TREATMENT FACILITIES
TRICKLING FILTER MCC SCHEMATICS

E7

DATE OCT 1995 SHEET 93 OF 112 SHEETS PROJECT NO. 230-151