



1

ROAD CLOSED

R11-2

48"x30"

BLACK ON WHITE  
MOUNT ON TYPE III BARRICADE



2

ROAD CLOSED TO  
THRU TRAFFIC

R11-4

60"x30"

BLACK ON WHITE  
MOUNT ON TYPE III BARRICADE



3

THIS ROAD  
WILL BE  
CLOSED  
(DATE)

G20-X1

84"x60"

BLACK ON ORANGE  
INSTALL 7 DAYS PRIOR TO CLOSING  
ROAD SEGMENT  
REMOVE UPON CLOSING ROAD SEGMENT



4

ROAD CLOSED  
AHEAD

W20-3

48"x48"

BLACK ON ORANGE



5

DISTANCE PLAQUE

W20-100P

36"x24"

BLACK ON ORANGE



5

ROAD CLOSED  
AHEAD

W20-3

48"x48"

BLACK ON ORANGE

CONSTRUCTION SIGNING REQUIREMENTS

SCHOOL ST. CLOSED FROM JACKSON AVE. TO FREEPORT AVE.

SIGN	# NEEDED
2	3
3	2
4	2
5	1
D1	2

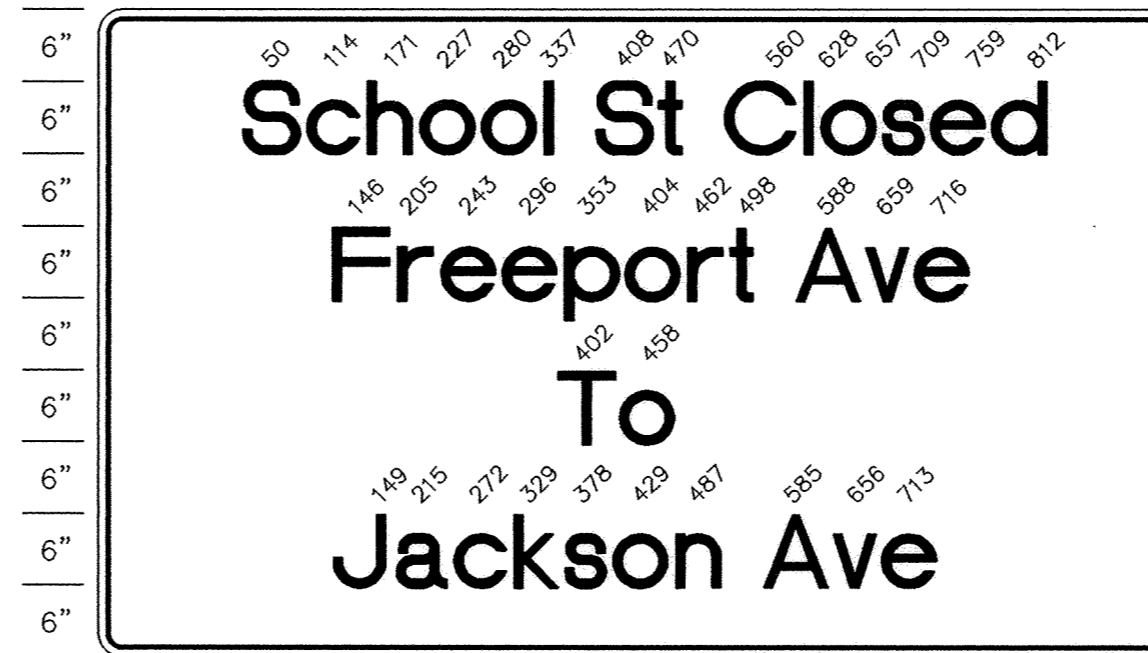
SCHOOL ST. CLOSED FROM FREEPORT AVE. TO T.H. 169

SIGN	# NEEDED
1	1
2	2
3	2
4	2
D4	3
D5	1
D6	2
D7	2

JACKSON AVE. CLOSED FROM SCHOOL ST. TO 193RD AVE.

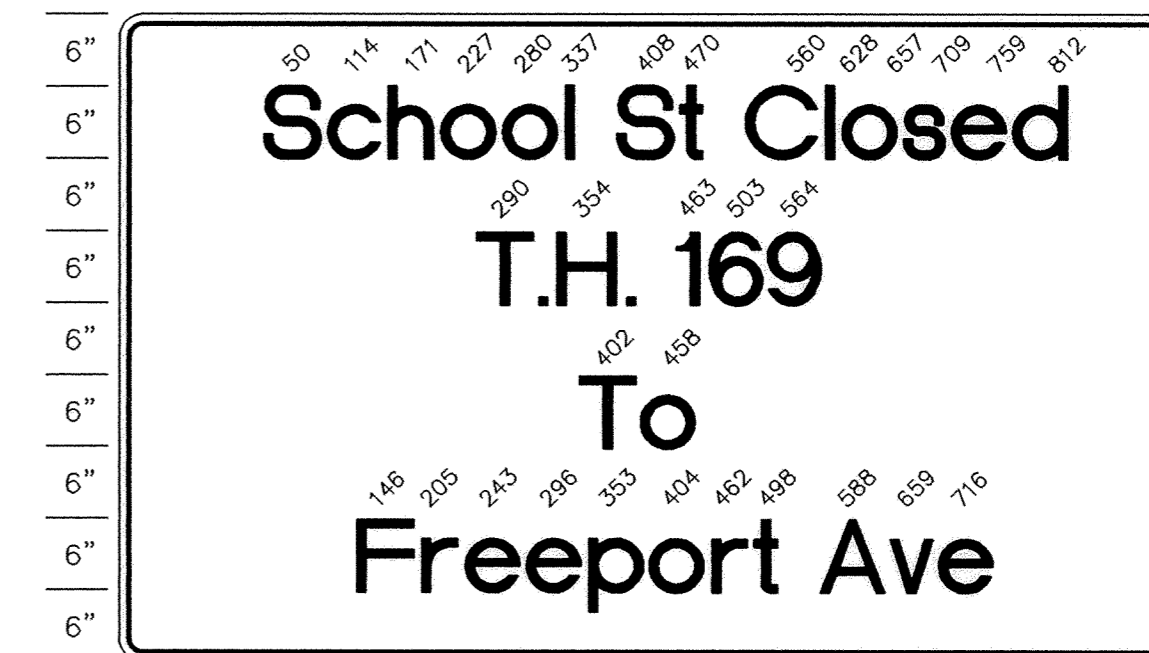
SIGN	# NEEDED
2	3
3	4
4	1
5	2
D2	1
D3	1

D1



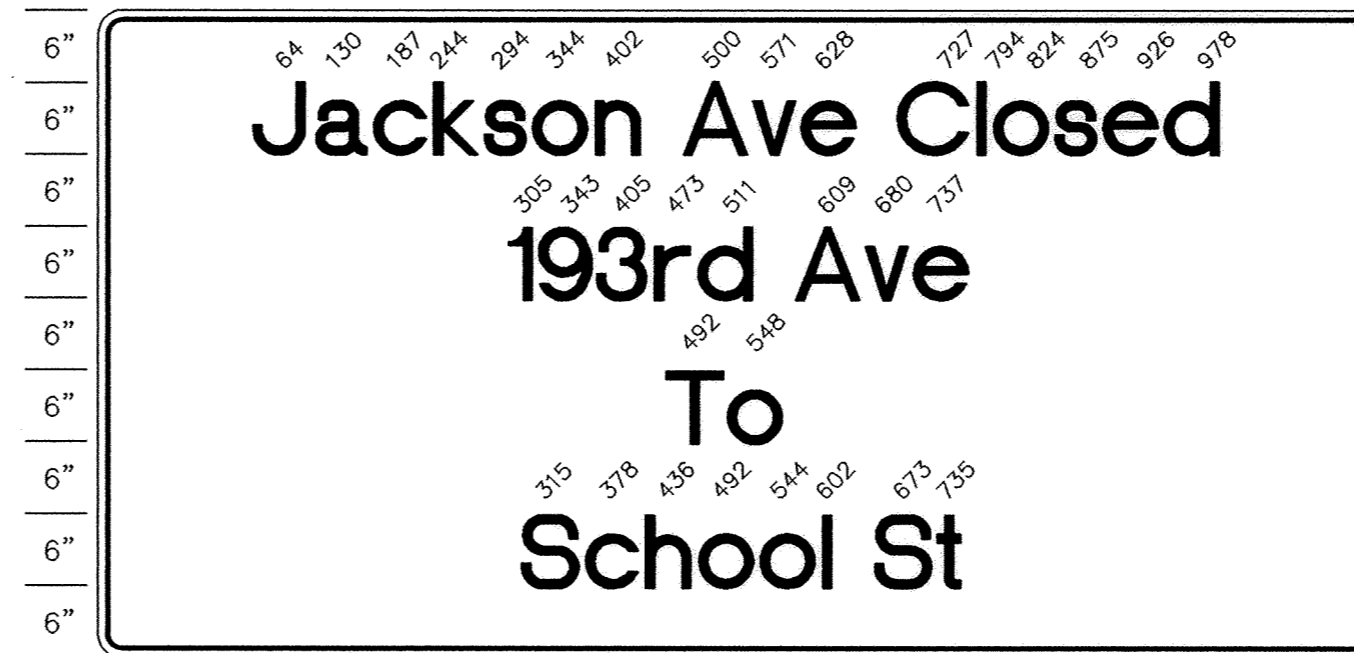
90"x54", 3"R. 1.0"B. BLACK/ORANGE D-1  
LINE 1 80.0 6"-4.5" E Mod.  
LINE 2 60.9 6"-4.5" E Mod.  
LINE 3 9.6 6"-4.5" E Mod.  
LINE 4 60.3 6"-4.5" E Mod.

D4



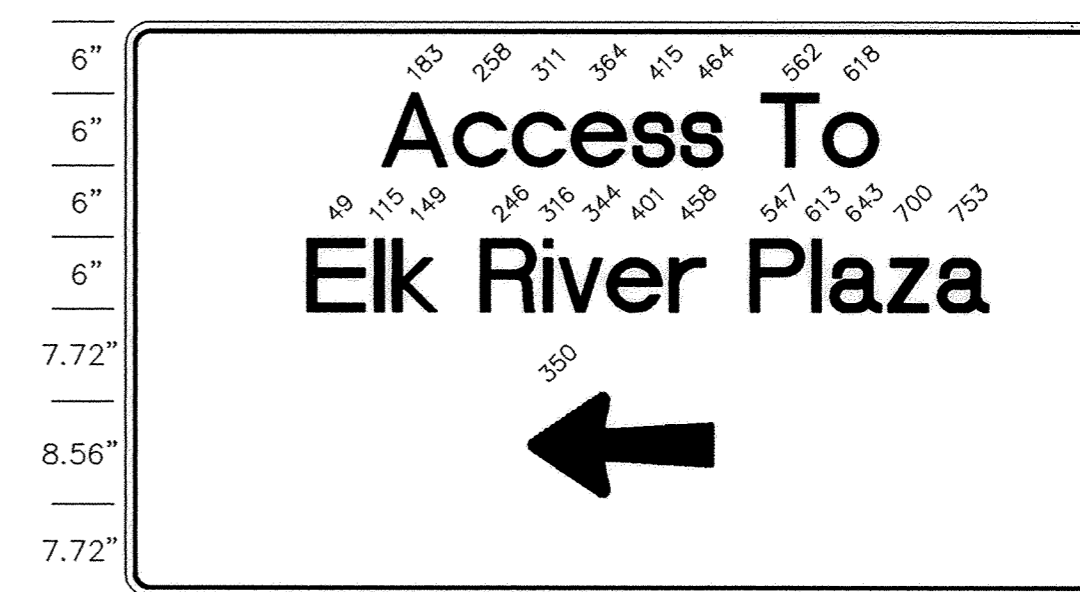
90"x54", 3"R. 1.0"B. BLACK/ORANGE D-4  
LINE 1 80.0 6"-4.5" E Mod.  
LINE 2 32.0 6"-4.5" E Mod.  
LINE 3 9.6 6"-4.5" E Mod.  
LINE 4 60.9 6"-4.5" E Mod.

D2



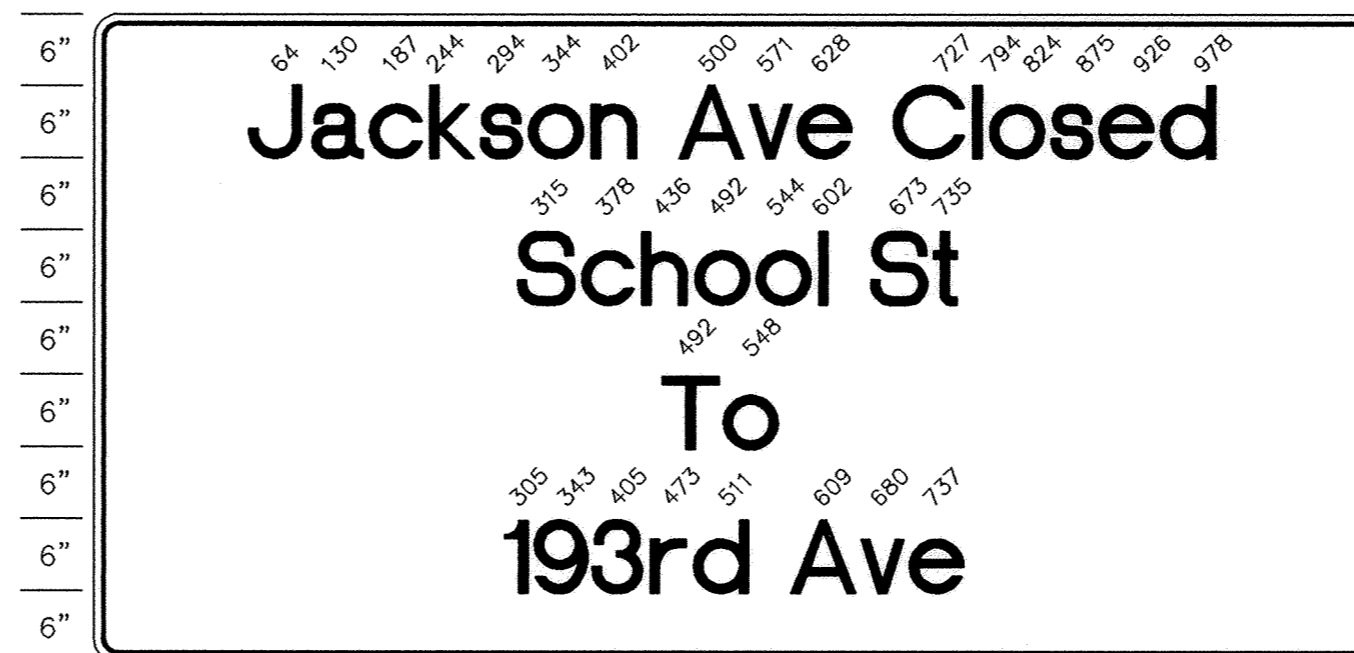
108"x54", 3"R. 1.0"B. BLACK/ORANGE D-2  
LINE 1 95.3 6"-4.5" E Mod.  
LINE 2 47.1 6"-4.5" E Mod.  
LINE 3 9.6 6"-4.5" E Mod.  
LINE 4 45.0 6"-4.5" E Mod.

D5



84"x48", 3"R. 1.0"B. BLACK/ORANGE D-5  
LINE 1 47.4 6"-4.5" E Mod.  
LINE 2 74.3 6"-4.5" E Mod.  
LINE 3 14.0 13-14 ARROW - 180

D3



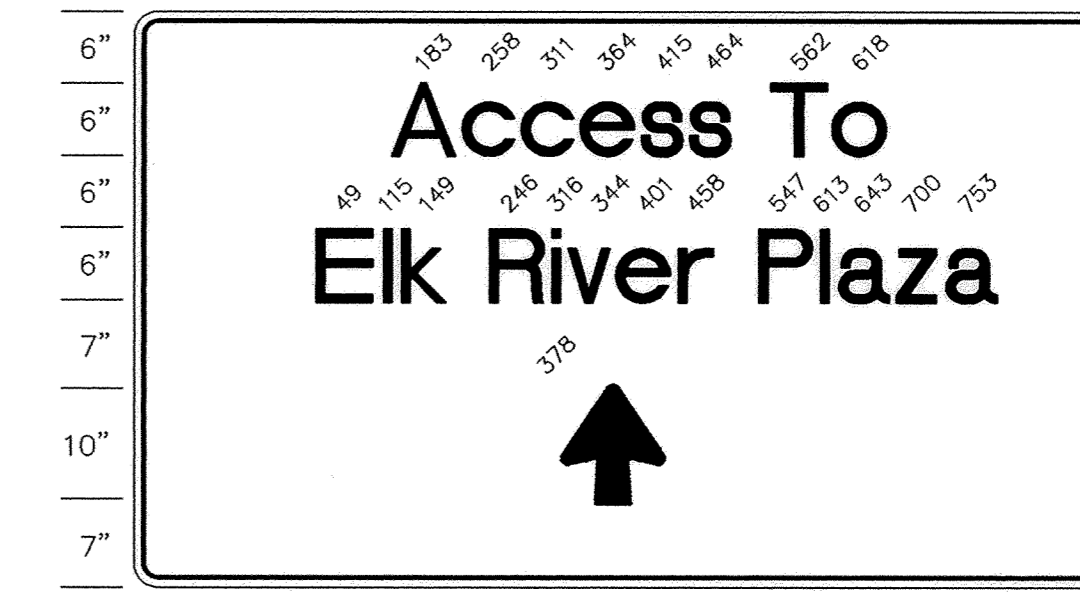
108"x54", 3"R. 1.0"B. BLACK/ORANGE D-3  
LINE 1 95.3 6"-4.5" E Mod.  
LINE 2 45.0 6"-4.5" E Mod.  
LINE 3 9.6 6"-4.5" E Mod.  
LINE 4 47.1 6"-4.5" E Mod.

D6



84"x48", 3"R. 1.0"B. BLACK/ORANGE D-6  
LINE 1 47.4 6"-4.5" E Mod.  
LINE 2 74.3 6"-4.5" E Mod.  
LINE 3 14.0 13-14 ARROW - 0

D7



84"x48", 3"R. 1.0"B. BLACK/ORANGE D-7  
LINE 1 47.4 6"-4.5" E Mod.  
LINE 2 74.3 6"-4.5" E Mod.  
LINE 3 8.4 3-10 ARROW - 90

I HEREBY CERTIFY THAT THIS PLAN, SPECIFICATION, OR REPORT WAS PREPARED BY ME OR UNDER MY DIRECT SUPERVISION AND THAT I AM A DULY REGISTERED PROFESSIONAL ENGINEER UNDER THE LAWS OF THE STATE OF MINNESOTA  
*Paul Foeltch*  
DATE 4-29-94 REG. NO. 13929



1326 ENERGY PARK DRIVE  
ST. PAUL, MINNESOTA 55108  
(612) 644-4389  
9800 SHELARD PARKWAY  
MINNEAPOLIS, MINNESOTA 55441  
(612) 546-0432

DATE	DESCRIPTION	DESIGNED GMS	CHECKED GMS	DRAWN EGY

GRAPHIC SCALE  
HORIZ. 100  
VERT. 5

RECORD PLAN 1995		
CITY OF ELK RIVER		
CONSTRUCTION SIGNING DETAILS		
S.A.P. 204-104-04 MTB/204-107-04		
DATE APRIL 1994	SHEET 6 OF 74 SHEETS	PROJECT NO. 230-216-20