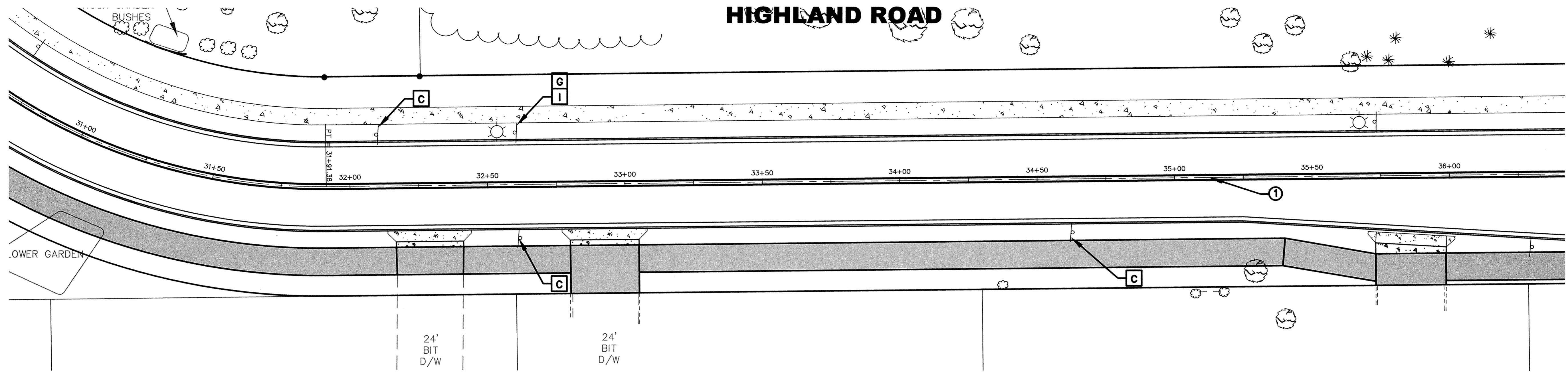


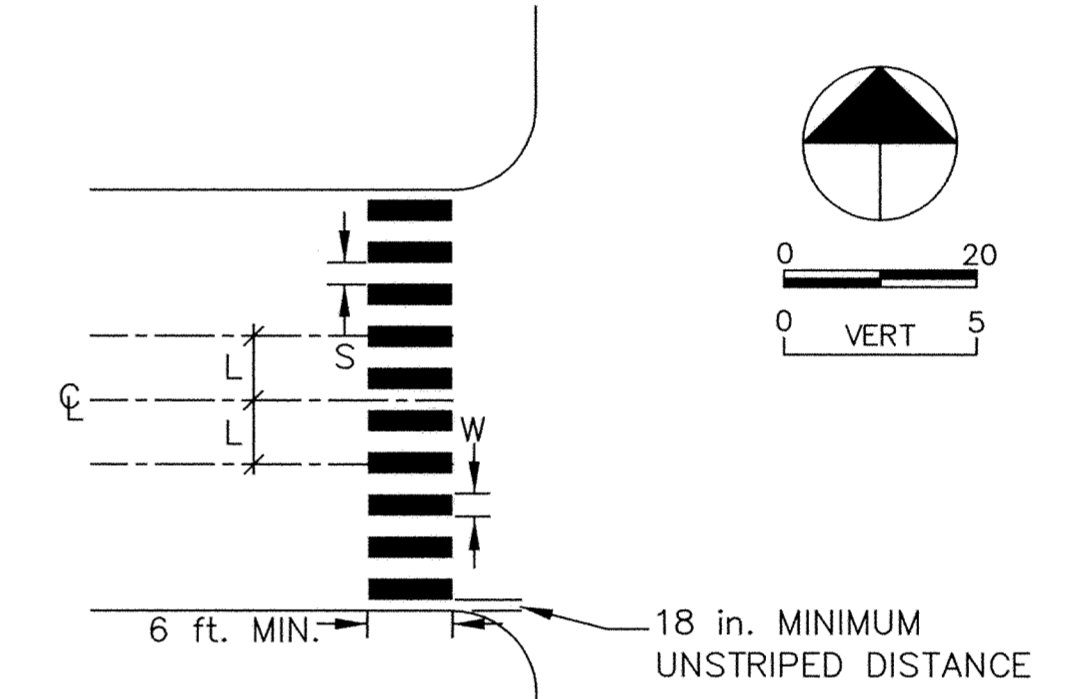
HIGHLAND ROAD



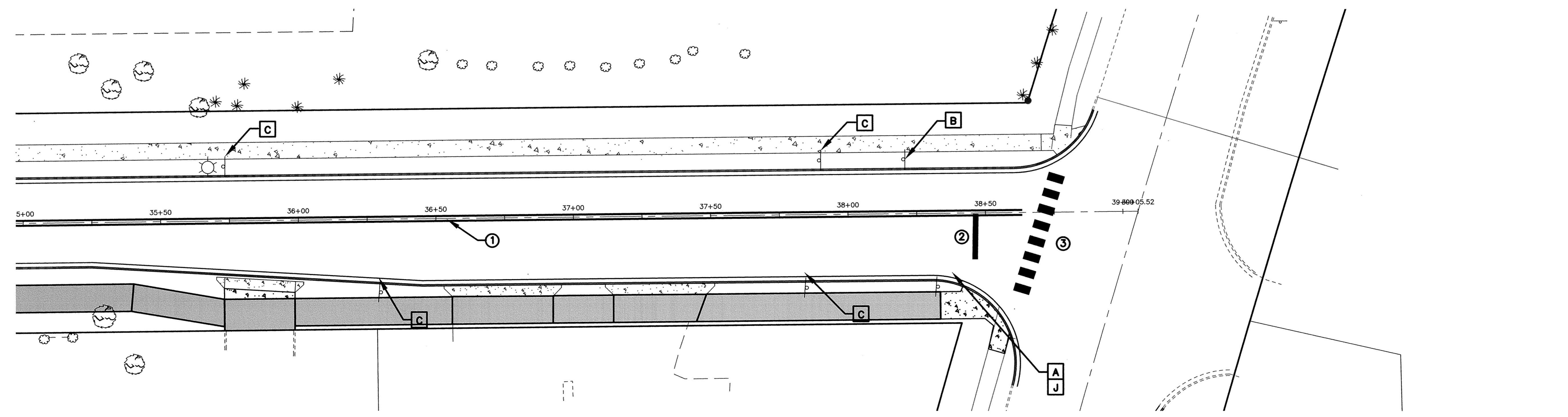
PERMANENT SIGNS				
KEY	SYMBOL	WORDING/SYMBOL PLATE CODE	SIZE (IN)	QUANTITY THIS SHEET
A		STOP R1-1	36 X 36	1
B		SPEED LIMIT R2-1 (30 M.P.H.)	24 X 30	1
C		NO PARKING R8-3A	24 X 24	7
D		STOP AHEAD W3-1A	36 X 36	0
E		BLIND CHILD AREA W21	36 X 36	0
F		NO OUTLET W14-2	30 X 30	0
G		TURN SIGN W1-2 (R)	30 X 30	1
H		TURN SIGN W1-2 (L)	30 X 30	0
I		ADVISORY SPEED PLAQUE W13-1 (25 M.P.H.)	18 X 18	1
J		STREET NAME SIGN	VARIES	2

PERMANENT STRIPING					
KEY	DESCRIPTION	WIDTH	COLOR	REMARKS	QTY. THIS SHEET
①	CENTER STRIPE	4 in.	YELLOW	SOLID	1526 LF
②	STOP BAR	24 in.	WHITE	SOLID	16 LF
③	CROSSWALK	36 in.	WHITE	SEE CROSSWALK TABLE	144 SF
④	LANE LINE	4 in.	WHITE	SOLID	0 LF

(L) WIDTH OF INSIDE LANE	(W) WIDTH OF PAINTED AREA	(S) WIDTH OF SPACE
12 ft.	3.0 ft.	3.0 ft.



- NOTE**
1. PAINTED AREAS TO BE CENTERED ON CENTERLINE AND LANELINES.
 2. A MINIMUM OF 18 INCHES CLEAR DISTANCE SHALL BE LEFT ADJACENT TO THE CURB. IF THE LAST PAINTED AREA FALLS INTO THIS DISTANCE, IT MUST BE OMITTED.
 3. FOR DIVIDED ROADWAYS, ADJUSTMENTS IN SPACING OF THE BLOCKS SHOULD BE MADE IN THE MEDIAN SO THAT THE BLOCKS ARE MAINTAINED IN THEIR PROPER LOCATION ACROSS THE TRAVELED PORTION OF THE ROADWAY.



REVISIONS			
NO.	DATE	BY	DESCRIPTION

I HEREBY CERTIFY THAT THIS PLAN, SPECIFICATION, OR REPORT WAS PREPARED BY ME OR UNDER MY DIRECT SUPERVISION AND THAT I AM A DULY LICENSED PROFESSIONAL ENGINEER UNDER THE LAWS OF THE STATE OF MINNESOTA.

DATE: 05-02-2006 LIC. NO. 15316

SAP 204-137-001

RECORD PLAN

HIGHLAND ROAD IMPROVEMENTS

SIGNING AND STRIPING

BDM
CONSULTING ENGINEERS, PLC
Engineers and Surveyors
4175 Lovell Road, Suite 112
Lexington, MN 55014
Phone: (763) 786-4570
Fax: (763) 786-4574
bdmce.com

DRAWN BY: NAB
CHECKED BY: KJT
DESIGNED BY: KJT
JOB NO. 226068D

SHEET **51** SHEETS **55**