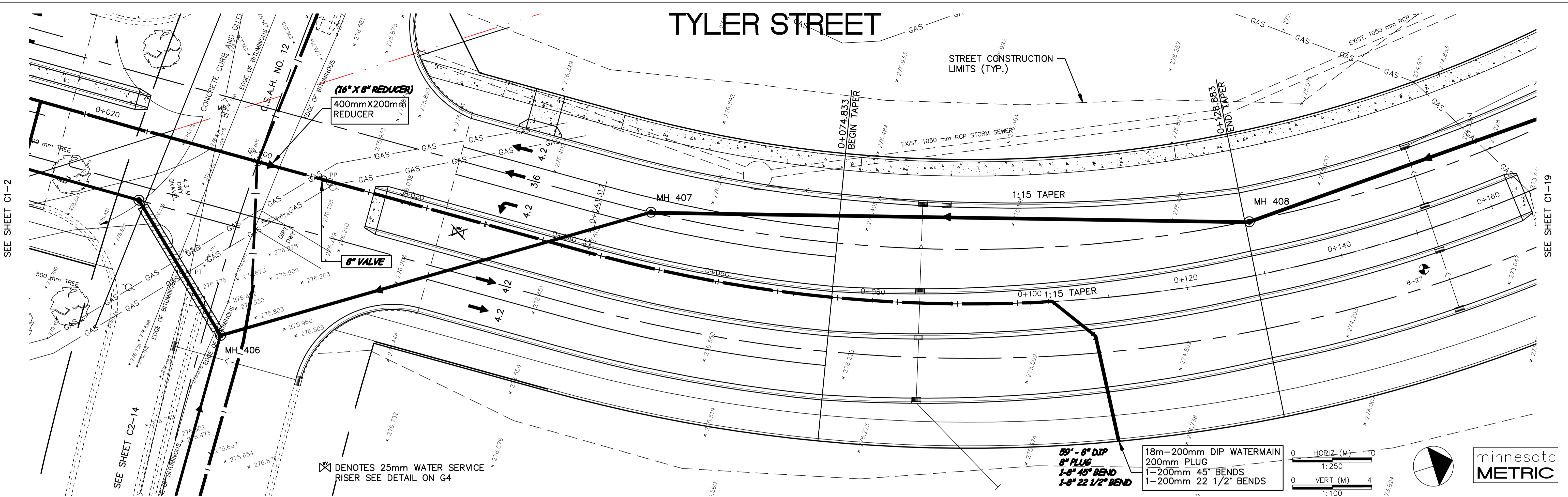



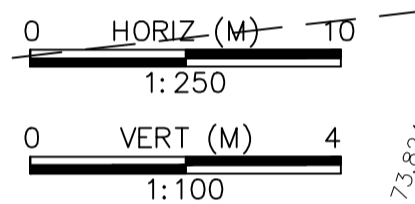
# TYLER STREET



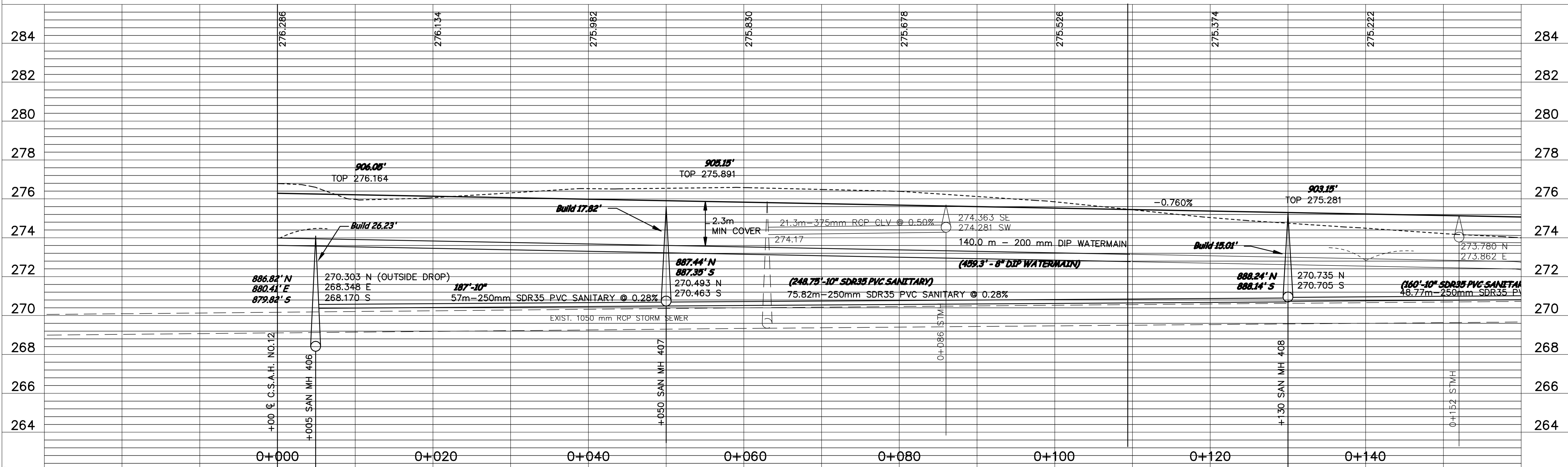
✕ DENOTES 25mm WATER SERVICE RISER SEE DETAIL ON G4

59' - 8" DIP  
8" PLUG  
1-8" 45° BEND  
1-8" 22 1/2° BEND

18m-200mm DIP WATERMAIN  
200mm PLUG  
1-200mm 45° BENDS  
1-200mm 22 1/2° BENDS



minnesota  
METRIC



DESIGNED BY: AB JOB DATE: SEPT 1998  
 DRAWN BY: [Signature] JOB NUMBER: 800110J  
 APPROVED: [Signature] CAD DATE:  
 CAD FILE: February 08, 1999 11:23:11 a.m.  
 800110j\Drawgs\NORTH\_TYLER\01.DWG

I HEREBY CERTIFY THAT THIS PLAN, SPECIFICATION, OR REPORT WAS PREPARED BY ME OR UNDER MY DIRECT SUPERVISION AND THAT I AM A DULY REGISTERED PROFESSIONAL ENGINEER UNDER THE LAWS OF THE STATE OF MINNESOTA.  
 DATE: \_\_\_\_\_ REG. NO. \_\_\_\_\_

NO.	DATE	BY	REVISION DESCRIPTION
1	1-21-99	PH	REVISED WM SIZE C.O. NO. 1

1326 ENERGY PARK DRIVE  
ST. PAUL, MINNESOTA 55108  
(612) 644-4389

Howard R. Green Company  
CONSULTING ENGINEERS

CITY OF ELK RIVER  
EASTERN AREA  
PHASE I IMPROVEMENTS

STREET AND UTILITY IMPROVEMENTS  
TYLER STREET  
0+000 TO 0+140

SHEET NO.  
C1-18