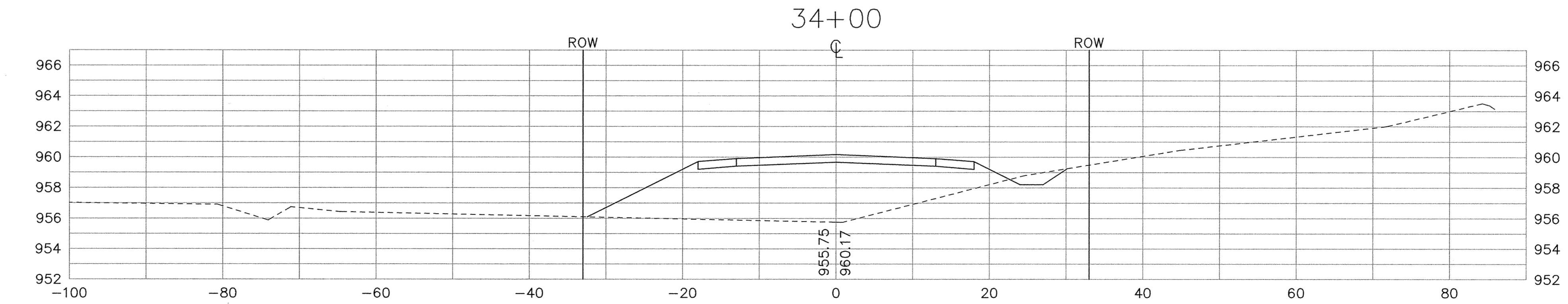
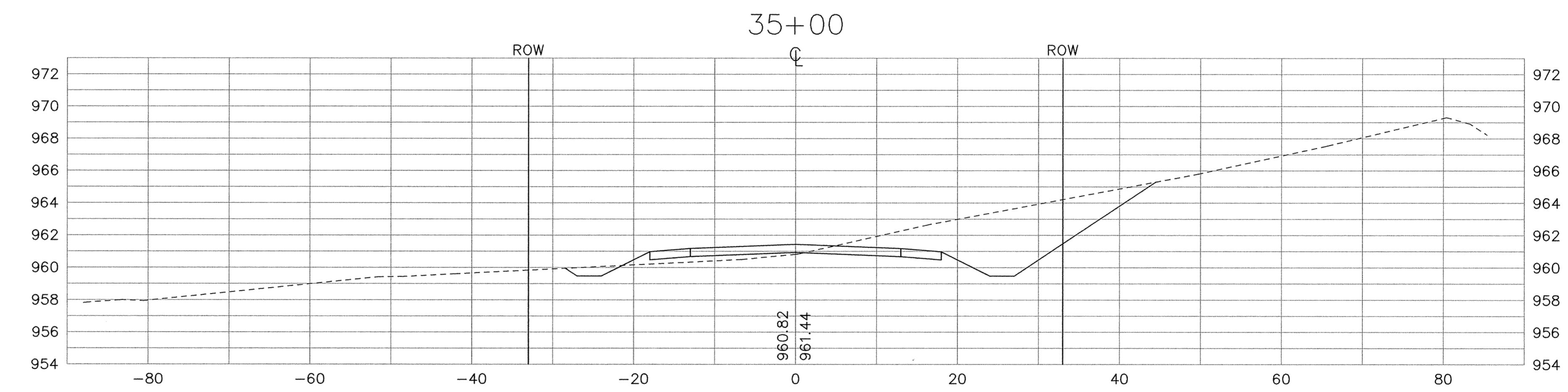
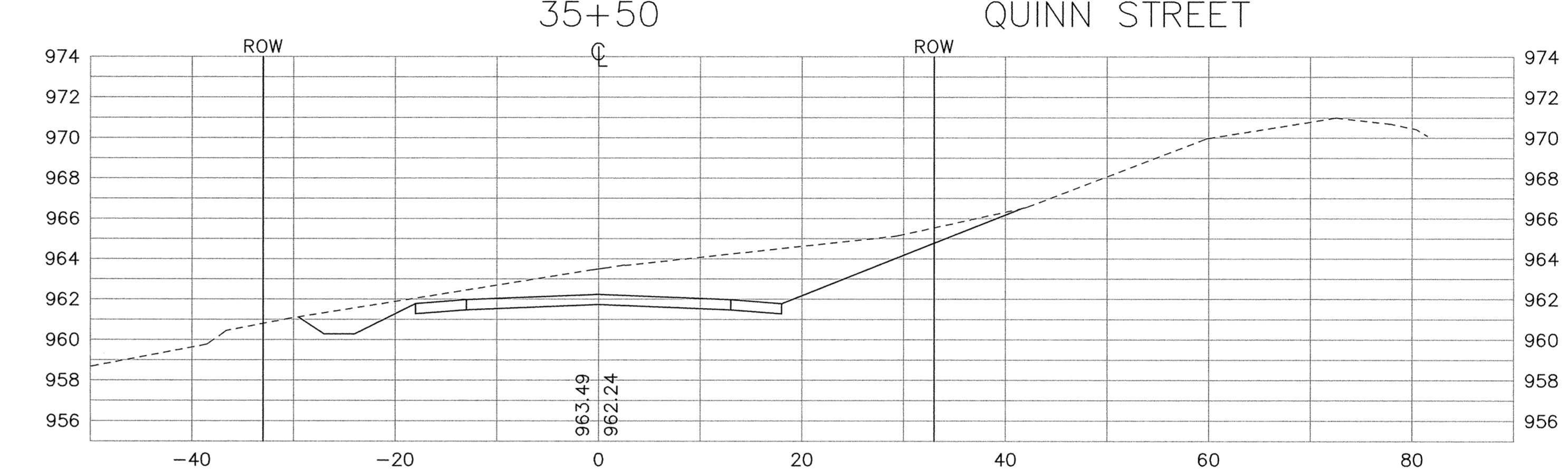
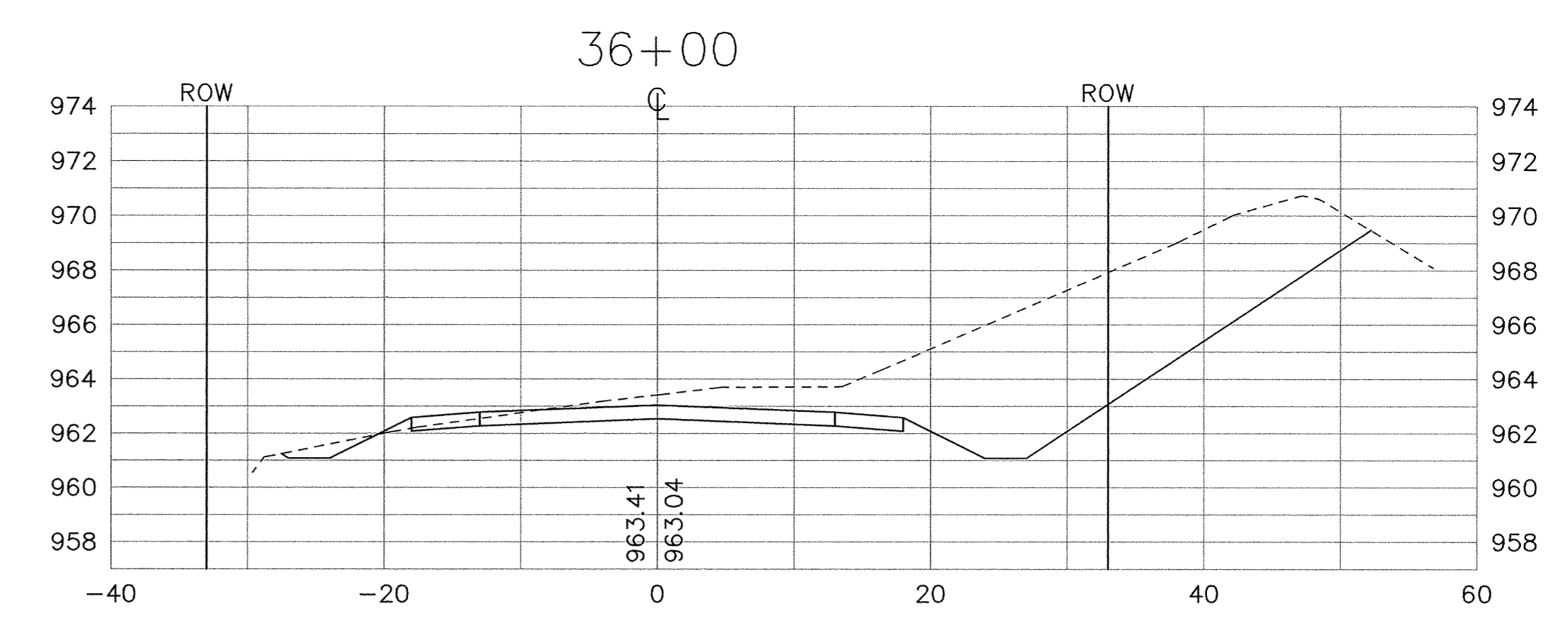


STATION	AREAS Square Feet		VOLUMES Cubic Yards		CUMULATIVE VOLUMES Cubic Yards	
	CUT	FILL	CUT	FILL	CUT	FILL
1+00	197.51	0.00	680.94	0.00	680.94	0.00
2+00	170.20	0.00	523.42	0.00	1204.36	0.00
3+00	112.45	0.00	269.11	68.75	1473.47	68.75
4+00	32.87	37.13	90.88	149.67	1564.36	218.42
4+75	32.56	70.64	26.09	68.70	1590.44	287.12
5+00	23.79	77.75	356.33	144.78	1946.78	431.91
6+00	168.63	0.43	724.38	275.88	2671.16	707.79
7+00	222.53	148.55	1543.33	500.92	4214.48	1208.71
8+00	610.86	121.95	1221.86	113.77	5436.34	1322.47
8+50	728.82	0.00	1263.65	0.00	6699.99	1322.47
9+00	629.25	0.00	2094.74	0.00	8794.74	1322.47
10+00	494.06	0.00	912.07	1576.26	9706.81	2898.73
11+00	0.00	855.66	0.00	3204.82	9706.81	6103.55
12+00	0.00	887.34	107.69	1955.08	9814.50	8058.63
13+00	58.15	168.40	559.36	306.50	10373.87	8365.13
14+00	231.60	0.00	830.11	0.03	11203.97	8365.16
15+00	257.27	0.02	808.15	1.04	12012.12	8366.20
16+00	266.51	0.54	521.01	40.02	12533.13	8406.22
17+00	35.10	20.43	283.21	37.83	12816.34	8444.05
18+00	117.83	0.00	295.98	0.15	13112.32	8444.20
19+00	42.00	0.08	77.78	150.15	13190.10	8594.35
20+00	0.00	81.00	0.00	276.80	13190.10	8871.16
21+00	0.00	68.47	0.00	789.62	13190.10	9660.78
22+00	0.00	357.92	20.20	765.62	13210.30	10426.39
23+00	10.91	55.51	20.20	194.42	13230.51	10620.81
24+00	0.00	49.47	46.11	96.42	13276.62	10717.22
25+00	24.90	2.59	79.42	46.31	13356.03	10763.53
26+00	17.99	22.41	847.67	41.51	14203.71	10805.04
27+00	439.76	0.00	3041.18	0.00	17244.89	10805.04
28+00	1204.31	0.00	3261.15	0.00	20506.05	10805.04
29+00	556.71	0.00	1405.33	181.36	21911.38	10986.40
30+00	202.17	97.93	374.39	1455.05	22285.77	12441.44
31+00	0.00	687.79	0.00	3171.65	22285.77	15613.09
32+00	0.00	1024.90	0.00	3000.79	22285.77	18613.88
33+00	0.00	595.53	6.66	1371.01	22292.42	19984.90
34+00	3.59	144.82	169.02	279.85	22461.44	20264.74
35+00	87.67	6.30	177.90	5.84	22639.34	20270.58
35+50	104.46	0.00	253.61	0.45	22892.96	20271.03
36+00	169.45	0.49	0.00	0.00	22892.96	20271.03



I HEREBY CERTIFY THAT THIS PLAN, SPECIFICATION, OR REPORT WAS PREPARED BY ME OR UNDER MY DIRECT SUPERVISION AND THAT I AM A DULY REGISTERED PROFESSIONAL ENGINEER UNDER THE LAWS OF THE STATE OF MINNESOTA. <i>Paul J. Graham</i> DATE <u>7/30/94</u> REG. NO. <u>19130</u>		1326 ENERGY PARK DRIVE ST. PAUL, MINNESOTA 55108 (612) 644-4389 9800 SHELARD PARKWAY MINNEAPOLIS, MINNESOTA 55441 (612) 546-0432	DATE _____ DESCRIPTION _____	DESIGNED _____ CHECKED _____ DRAWN _____	CITY OF ELK RIVER 221ST AVENUE REALIGNMENT CROSS SECTIONS 221ST AVENUE 34+00 TO 36+00
			REVISIONS _____	GRAPHIC SCALE 0 10 0 5 VERT.	