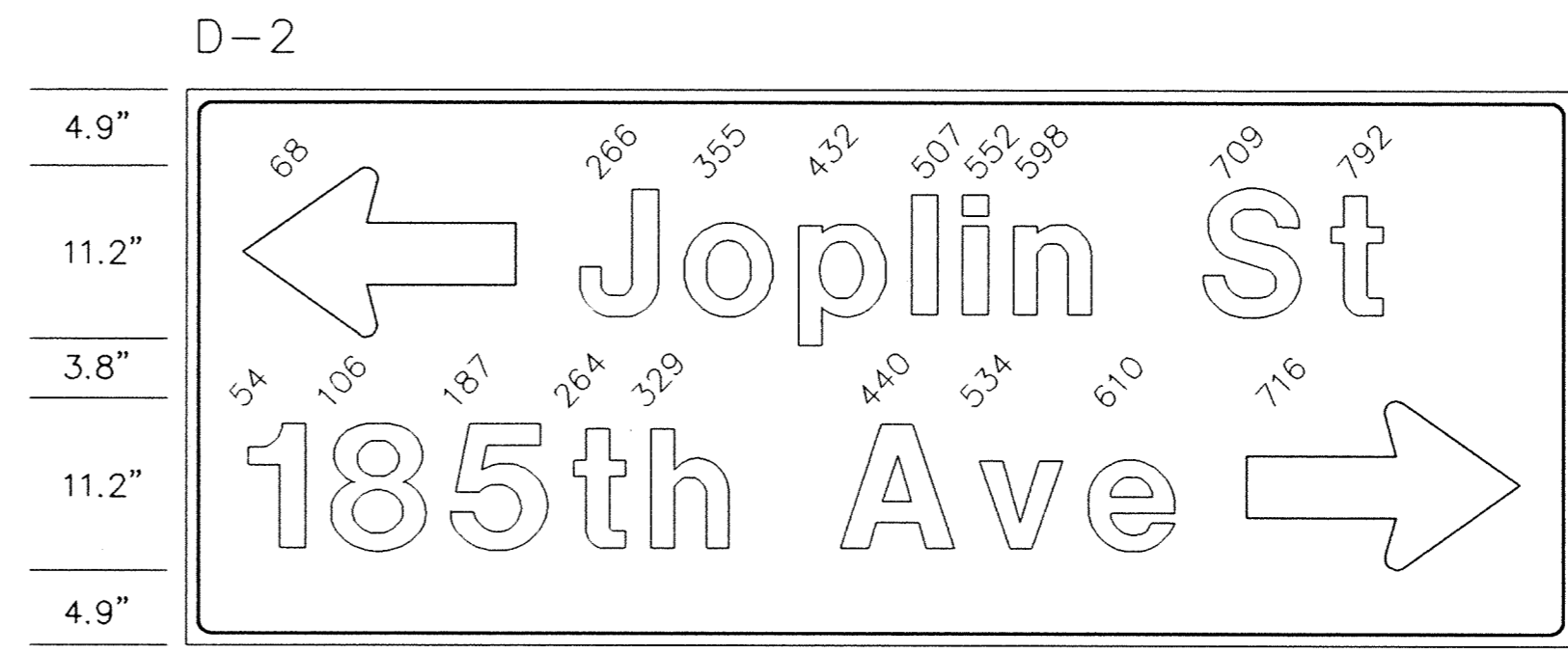



D-3
90"X36", 3"R.,1"B. WHITE/GREEN
LINE 1 79.1 : 5-13 ARROW-180, 8"-6" E MOD.
LINE 2 76.4 : 8"-6" E MOD., 5-13 ARROW-0

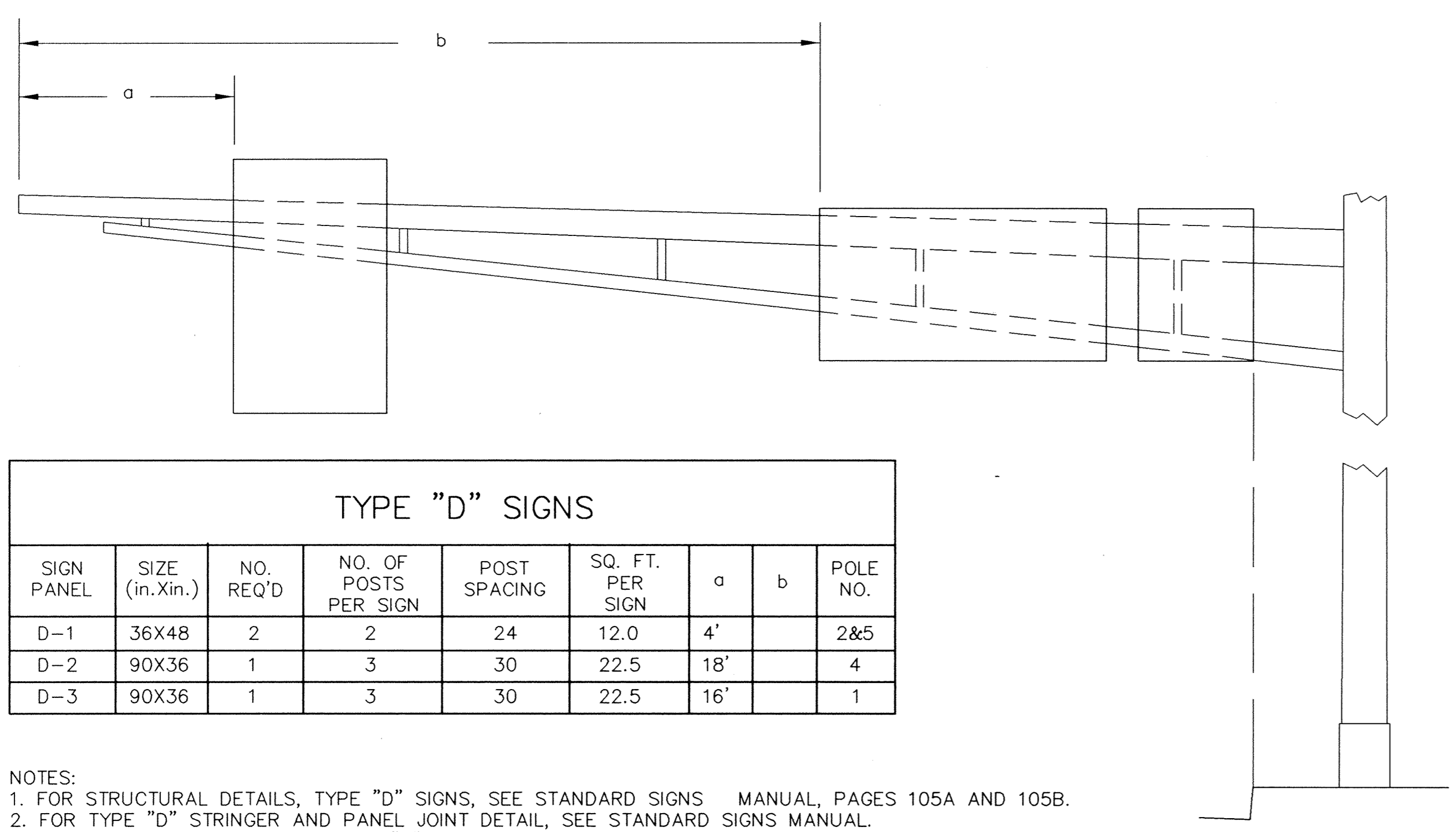


D-2
90"X36", 3"R.,1"B. WHITE/GREEN
LINE 1 76.4 : 5-13 ARROW-180, 8"-6" E MOD.
LINE 2 79.1 : 8"-6" E MOD., 5-13 ARROW-0



D-1
36"X48", 3"R.,1"B. WHITE/GREEN
LINE 1 24.0 : 24"X24" --10"NUM.
LINE 2 24.0 : 5--24 DBL. ARROW

MAST ARM SIGN LOCATION



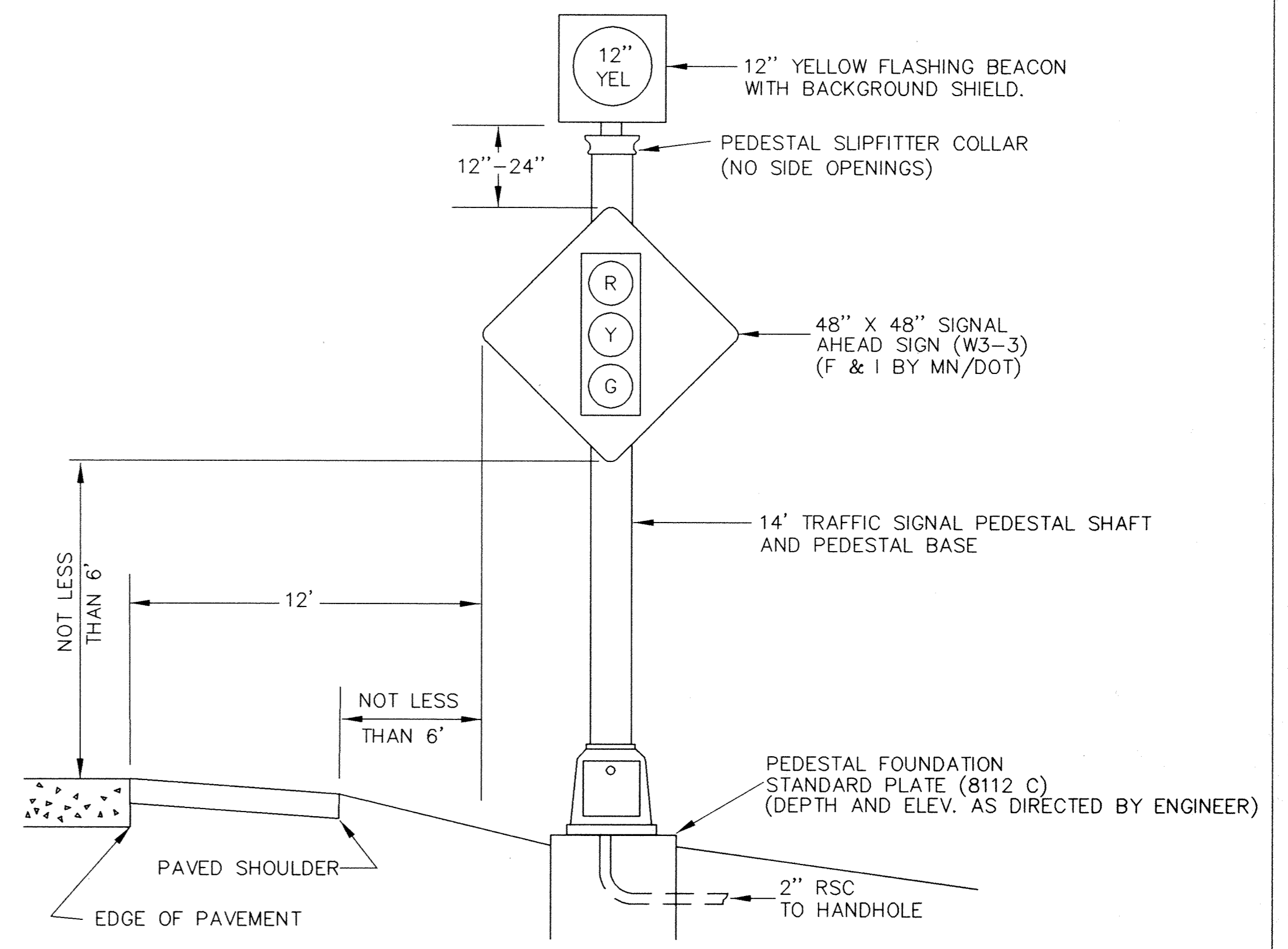
TYPE "D" SIGNS

SIGN PANEL	SIZE (in.Xin.)	NO. REQ'D	NO. OF POSTS PER SIGN	POST SPACING	SQ. FT. PER SIGN	a	b	POLE NO.
D-1	36X48	2	2	24	12.0	4'		2&5
D-2	90X36	1	3	30	22.5	18'		4
D-3	90X36	1	3	30	22.5	16'		1

- NOTES:
 1. FOR STRUCTURAL DETAILS, TYPE "D" SIGNS, SEE STANDARD SIGNS MANUAL, PAGES 105A AND 105B.
 2. FOR TYPE "D" STRINGER AND PANEL JOINT DETAIL, SEE STANDARD SIGNS MANUAL.
 3. FURNISHING AND INSTALLING TYPE "D" SIGNS SHALL BE INCIDENTAL TO THE SIGNAL SYSTEM.
 4. COLOR - WHITE LEGEND AND BORDER ON GREEN BACKGROUND, FULLY REFLECTORIZED.
 5. CORNERS EXTENDING BEYOND THE BORDER SHALL NOT BE TRIMMED.
 6. SEE STANDARD SIGNS MANUAL FOR ARROW AND OVERLAY DETAILS.

OVERLAYS

CODE NO.	QUANTITY	SIZE	LEGEND	SQ. FT. PER OVERLAY
MI-4A	2	24"X24"	10	4



NOTE:
 DETAIL FOR CONTRACTOR INSTALLATION OF STATE FURNISHED MATERIALS ON CONTRACTOR FURNISHED PEDESTAL FOUNDATION. (SEE SPECIAL PROVISIONS)

SIGNAL AHEAD FLASHER DETAIL

I HEREBY CERTIFY THAT THIS PLAN, SPECIFICATION, OR REPORT WAS PREPARED BY ME OR UNDER MY DIRECT SUPERVISION AND THAT I AM A DULY REGISTERED PROFESSIONAL ENGINEER UNDER THE LAWS OF THE STATE OF MINNESOTA. <i>George M. Humphrey</i> DATE 10/26/95 REG. NO. 21849	1326 ENERGY PARK DRIVE ST. PAUL, MINNESOTA 55108 (612) 644-4389 5075 WAYZATA BLVD. SUITE #225 MINNEAPOLIS, MINNESOTA 55416 (612) 546-0432	DATE _____ DESCRIPTION _____	DESIGNED GMS CHECKED _____ DRAWN _____	CITY OF ELK RIVER TRAFFIC CONTROL SIGNAL SYSTEM SIGNAL SYSTEM DETAILS T.H. 10 AT JOPLIN AVE./185TH AVE.
		REVISIONS _____	GRAPHIC SCALE 0 N/A 1 N/A 0 VERT. N/A	